EVALUATION REPORT

FLORIDA BUILDING CODE, 8TH EDITION (2023)

Issued July 24, 2025

Manufacturer: AMRIZE BUILDING ENVELOPE LLC (ELEVATE)
26 Century Blvd
Nashville, TN 37214
(800) 428-4442
https://www.holcimelevate.com/us-en

Manufacturing Plants: Indianapolis, IN

Quality Assurance: UL LLC (QUA9625)

SCOPE

Category: Roofing
Subcategory: Modified Bitumen Roof System
Code Edition: Florida Building Code, 8th Edition (2023) including High-Velocity Hurricane Zones (HVHZ)
Code Sections: 1504.3.1, 1504.6, 1504.7, 1507.2.4, 1507.10.2, 1507.11.2, 1515.1.1, 1515.1.4, 1515.2.4, 1523.1.1, 1523.6.2
Properties: Wind Resistance, Physical Properties, Impact Resistance

PRODUCT DESCRIPTION

Products	Specification	Description
APP 160	ASTM D 6222	Base or ply sheet for torch adhering applications
APP 160 Cool	ASTM D 6222	Base or ply sheet for cold adhesive or torch adhering applications
APP 160-P	ASTM D 6222	Base or ply sheet for torch adhering applications
APP 170	ASTM D 6222	Base or ply sheet for torch adhering applications
APP 170 Cool	ASTM D 6222	Base or ply sheet for cold adhesive or torch adhering applications
APP 180 APP 180 UltraWhite	ASTM D 6222	Cap sheet for torch adhering applications
APP 180 Cool	ASTM D 6222	Cap sheet for cold adhesive or torch adhering applications
APP 180 FR APP 180 FR UltraWhite	ASTM D 6222	Cap sheet for torch adhering applications
APP 180 FR Cool APP 180 FR Cool UltraWhite	ASTM D 6222	Cap sheet of cold adhesive applications
APP 80 Glass Base	ASTM D 6509	Base sheet for torch adhering applications
APP Premium Base	ASTM D 6509	Base sheet for cold adhesive or torch adhering applications
APP Premium FR APP Premium FR UltraWhite	ASTM D 6223	Cap sheet for cold adhesive or torch adhering applications
BASEGARD SA	ASTM D 1970	Base or ply sheet for self-adhering applications
Channel Venting Base	ASTM D 4897	Base or ply sheet for mechanical attachment applications
MB Base	ASTM D 4601	Base or ply sheet for mechanical attachment, hot asphalt, or cold adhesive applications
Ply IV (4)	ASTM D 2178	Base or ply sheet for hot asphalt, or cold adhesive applications
Ply VI (6)	ASTM D 2178	Base or ply sheet for hot asphalt, or cold adhesive applications
SBS Base	ASTM D 6163	Base or ply sheet for mechanical attachment, hot asphalt, or cold adhesive applications
SBS Base-P	ASTM D 6163	Base or ply sheet for mechanical attachment, hot asphalt, or cold adhesive applications
SBS Cap SBS Cap UltraWhite	ASTM D 6164	Cap sheet for hot asphalt or cold adhesive applications
SBS FR Cap SBS FR Cap UltraWhite	ASTM D 6164	Cap sheet for hot asphalt or cold adhesive applications
SBS FR Torch	ASTM D 6164	Cap sheet for torch adhering applications

This evaluation report is provided for State of Florida product approval under Rule 61G20-3. The manufacturer shall notify CREEK Technical Services, LLC of any product changes or quality assurance changes throughout the duration for which this report is valid. This evaluation report does not express nor imply warranty, installation, recommended use, or other product attributes that are not specifically addressed herein.

Products	Specification	Description
SBS FR Torch UltraWhite		
SBS Glass SBS Glass UltraWhite	ASTM D 6163	Cap sheet for hot asphalt or cold adhesive applications
SBS Glass FR SBS Glass FR UltraWhite	ASTM D 6163	Cap sheet for hot asphalt or cold adhesive applications
SBS Glass FR Torch SBS Glass FR Torch UltraWhite	ASTM D 6163	Cap sheet for torch adhering applications
SBS Glass Torch Base	ASTM D 6163	Base or ply sheet for mechanical attachment or torch adhering applications
SBS Glass Torch Base 1.5	ASTM D 6163	Base or ply sheet for mechanical attachment or torch adhering applications
SBS Poly Base	ASTM D 6164	Base or ply sheet for mechanical attachment, hot asphalt, or cold adhesive applications
SBS Poly Torch Base	ASTM D 6164	Base or ply sheet for mechanical attachment or torch adhering applications
SBS Premium SBS Premium UltraWhite	ASTM D 6164	Cap sheet for hot asphalt or cold adhesive applications
SBS Premium Base	ASTM D 6163	Base or ply sheet for mechanical attachment, hot asphalt, or cold adhesive applications
SBS Premium FR SBS Premium FR UltraWhite	ASTM D 6164	Cap sheet for hot asphalt or cold adhesive applications
SBS Premium FR Torch SBS Premium FR Torch UltraWhite	ASTM D 6164	Cap sheet for torch adhering applications
SBS Premium Poly Base	ASTMD 6164	Base or ply sheet for mechanical attachment, hot asphalt, or cold adhesive applications
SBS Premium Torch SBS Premium Torch UltraWhite	ASTM D 6164	Cap sheet for torch adhering applications
SBS Smooth	ASTM D 6164	Base or ply sheet for mechanical attachment, hot asphalt, or cold adhesive applications
SBS Torch SBS Torch UltraWhite	ASTM D 6164	Cap sheet for torch adhering applications

REFERENCES

Entity	Report No.	Standards
FM Approvals (TST1867)	3030227	FM 4470 (2016)
FM Approvals (TST1867)	3041949	FM 4470 (2016); FM 4474 (2011)
FM Approvals (TST1867)	3046870	FM 4470 (2016)
FM Approvals (TST1867)	3047398	FM 4474 (2011)
FM Approvals (TST1867)	3050535	FM 4470 (2016); FM 4474 (2011)
FM Approvals (TST1867)	3051380	FM 4470 (2016); FM 4474 (2011)
FM Approvals (TST1867)	3055590	FM 4470 (2016); FM 4474 (2011)
FM Approvals (TST1867)	3057217	FM 4470 (2016)
FM Approvals (TST1867)	797-07749-267	FM 4470 (2016)
FM Approvals (TST1867)	797-08937-267	FM 4470 (2016)
FM Approvals (TST1867)	RR205537	FM 4470 (2016)
FM Approvals (TST1867)	3055491	FM 4470 (2016)
FM Approvals (TST1867)	3060274	FM 4470 (2016)
FM Approvals (TST1867)	3060621	FM 4470 (2016)
FM Approvals (TST1867)	3061218	FM 4470 (2016)
FM Approvals (TST1867)	3061875	FM 4470 (2016)
PRI Construction Materials Technologies (TST5878)	FBP-014-02-01	ASTM D6164/D6164M (2016)
PRI Construction Materials Technologies (TST5878)	FBP-017-02-01	ASTM D6163/D6163M (2016)
PRI Construction Materials Technologies (TST5878)	FBP-018-02-01	ASTM D6163/D6163M (2016)
PRI Construction Materials Technologies (TST5878)	FBP-038-02-01	ASTM D6164/D6164M (2016)
PRI Construction Materials Technologies (TST5878)	FBP-038-02-02	ASTM D6164/D6164M (2016)
PRI Construction Materials Technologies (TST5878)	FBP-038-02-03	ASTM D6164/D6164M (2016)
PRI Construction Materials Technologies (TST5878)	FBP-038-02-04	ASTM D6164/D6164M (2016)
PRI Construction Materials Technologies (TST5878)	FBP-042-02-01	ASTM D6164/D6164M (2016)
PRI Construction Materials Technologies (TST5878)	FBP-042-02-02	ASTM D6164/D6164M (2016)
PRI Construction Materials Technologies (TST5878)	FBP-043-02-01	ASTM D6164/D6164M (2016)
PRI Construction Materials Technologies (TST5878)	FBP-043-02-02	ASTM D6164/D6164M (2016)
PRI Construction Materials Technologies (TST5878)	FBP-043-02-03	ASTM D6164/D6164M (2016)

This evaluation report is provided for State of Florida product approval under Rule 61G20-3. The manufacturer shall notify CREEK Technical Services, LLC of any product changes or quality assurance changes throughout the duration for which this report is valid. This evaluation report does not express nor imply warranty, installation, recommended use, or other product attributes that are not specifically addressed herein.

Entity	Report No.	Standards
PRI Construction Materials Technologies (TST5878)	FBP-043-02-04	ASTM D6164/D6164M (2016)
PRI Construction Materials Technologies (TST5878)	FBP-047-02-03	FM 4474(D) (2011); TAS 114(J) (2011)
PRI Construction Materials Technologies (TST5878)	FBP-049-02-01	ASTM D 5147 (2014); TAS 110 (2000)
PRI Construction Materials Technologies (TST5878)	FBP-049-02-02	ASTM D 5147 (2014); TAS 110 (2000)
PRI Construction Materials Technologies (TST5878)	FBP-050-02-01	ASTM D 5147 (2014); TAS 110 (2000)
PRI Construction Materials Technologies (TST5878)	FBP-050-02-02	ASTM D 5147 (2014); TAS 110 (2000)
PRI Construction Materials Technologies (TST5878)	FBP-053-02-01	ASTM D6163/D6163M (2016)
PRI Construction Materials Technologies (TST5878)	FBP-054-02-03	FM 4474(B) (2011); TAS 114(D) (2011)
PRI Construction Materials Technologies (TST5878)	FBP-057-02-01	ASTM D2178/D2178M (2015a)
PRI Construction Materials Technologies (TST5878)	FBP-058-02-01	ASTM D4601/D4601M [2004(2012)e1]
PRI Construction Materials Technologies (TST5878)	FBP-059-02-01.6	ASTM D 1876 (2008); ASTM D 903 [1998(2010]; TAS 117(B) (1995); TAS 114(D) (2011); TAS 114(H) (1995)
PRI Construction Materials Technologies (TST5878)	FBP-064-02-01	ASTM D6509/D6509M (2016)
PRI Construction Materials Technologies (TST5878)	FBP-067-02-01	FM 4474(D) (2011); TAS 114(J) (2011)
PRI Construction Materials Technologies (TST5878)	FBP-071-02-01	FM 4474(D) (2011); TAS 114(J) (2011)
PRI Construction Materials Technologies (TST5878)	FBP-073-02-01	FM 4474(B) (2011); TAS 114(D) (2011)
PRI Construction Materials Technologies (TST5878)	FBP-074-02-01 R1	ASTM D6222/D6222M (2016); ASTM D 5147(2014); TAS 110 (2000)
PRI Construction Materials Technologies (TST5878)	FBP-087-02-01	ASTM D 5147 (2014); TAS 110 (2000)
PRI Construction Materials Technologies (TST5878)	FBP-088-02-01	ASTM D 5147 (2014); TAS 110 (2000)
PRI Construction Materials Technologies (TST5878)	FBP-091-02-01	ASTM D6223/D6223M (2016); ASTM D 5147(2014); TAS 110 (2000)
PRI Construction Materials Technologies (TST5878)	FBP-101-02-01	FM 4474(D) (2011); TAS 114(J) (2011)
PRI Construction Materials Technologies (TST5878)	FBP-102-02-01	FM 4474(D) (2011); TAS 114(J) (2011)
PRI Construction Materials Technologies (TST5878)	FBP-104-02-01	FM 4474(D) (2011); TAS 114(J) (2011)
PRI Construction Materials Technologies (TST5878)	FBP-106-02-01	FM 4474(D) (2011); TAS 114(J) (2011)
PRI Construction Materials Technologies (TST5878)	FBP-109-02-01	FM 4474(D) (2011); TAS 114(J) (2011)
PRI Construction Materials Technologies (TST5878)	FBP-111-02-01	FM 4474(C) (2011)
PRI Construction Materials Technologies (TST5878)	FBP-112-02-01	FM 4474(C) (2011)
PRI Construction Materials Technologies (TST5878)	FBP-113-02-01	FM 4474(D) (2011); TAS 114(J) (2011)
PRI Construction Materials Technologies (TST5878)	FBP-114-02-01	FM 4474(D) (2011); TAS 114(J) (2011)
PRI Construction Materials Technologies (TST5878)	FBP-118-02-01	FM 4474(D) (2011); TAS 114(J) (2011)
PRI Construction Materials Technologies (TST5878)	FBP-123-02-01	FM 4474(D) (2011); TAS 114(J) (2011)
PRI Construction Materials Technologies (TST5878)	FBP-124-02-01	FM 4474(D) (2011); TAS 114(J) (2011)
PRI Construction Materials Technologies (TST5878)	FBP-126-02-01	ASTM D6163/D6163M (2016)
PRI Construction Materials Technologies (TST5878)	FBP-127-02-01	ASTM D6164/D6164M (2016)
PRI Construction Materials Technologies (TST5878)	FBP-130-02-01	FM 4474(B) (2011); TAS 114(D) (2011)
PRI Construction Materials Technologies (TST5878)	FBP-132-02-01	FM 4474(B) (2011); TAS 114(D) (2011)
PRI Construction Materials Technologies (TST5878)	FBP-133-02-01	FM 4474(D) (2011); TAS 114(J) (2011)
PRI Construction Materials Technologies (TST5878)	FBP-133-02-02	FM 4474(D) (2011); TAS 114(J) (2011)
PRI Construction Materials Technologies (TST5878)	FBP-140-02-01	FM 4474(D) (2011); TAS 114(J) (2011)
PRI Construction Materials Technologies (TST5878)	FBP-141-02-01	FM 4474(D) (2011); TAS 114(J) (2011)
PRI Construction Materials Technologies (TST5878)	FBP-142-02-01	FM 4474(D) (2011); TAS 114(J) (2011)
PRI Construction Materials Technologies (TST5878)	FBP-142-02-02	FM 4474(D) (2011); TAS 114(J) (2011)
PRI Construction Materials Technologies (TST5878)	FBP-152-02-01	FM 4474(D) (2011); TAS 114(J) (2011)
PRI Construction Materials Technologies (TST5878)	FBP-154-02-01	FM 4474(D) (2011); TAS 114(J) (2011)
PRI Construction Materials Technologies (TST5878)	FBP-157-02-01	FM 4474(C) (2011)
PRI Construction Materials Technologies (TST5878)	FBP-160-02-01	FM 4474(D) (2011); TAS 114(J) (2011)
PRI Construction Materials Technologies (TST5878)	FBP-161-02-01	FM 4470 (2016)
PRI Construction Materials Technologies (TST5878)	FBP-162-02-01	ASTM D1970/D1970M (2015a & 2017a)
PRI Construction Materials Technologies (TST5878)	FBP-166-02-01	ASTM D6163/D6163M (2016)
PRI Construction Materials Technologies (TST5878)	FBP-168-02-03	ASTM D6164/D6164M (2016)
PRI Construction Materials Technologies (TST5878)	FBP-176-02-01	ASTM D4601/D4601M [2004(2012)e1]
PRI Construction Materials Technologies (TST5878)	FBP-177-02-01B	FM 4474(D) (2011); TAS 114(J) (2011)
PRI Construction Materials Technologies (TST5878)	FBP-180-02-01	UL 1897 (2015)
PRI Construction Materials Technologies (TST5878)	FBP-181-02-01B	FM 4474(D) (2011); TAS 114(J) (2011)
PRI Construction Materials Technologies (TST5878)	FBP-184-02-03	FM 4474(D) (2011); TAS 114(J) (2011); UL1897 (2015)
PRI Construction Materials Technologies (TST5878)	FBP-189-02-01	FM 4474(D) (2011); TAS 114(J) (2011); UL1897 (2015)
PRI Construction Materials Technologies (TST5878)	FBP-193-02-01	FM 4474(D) (2011); TAS 114(J) (2011); UL1897 (2015)
PRI Construction Materials Technologies (TST5878)	FBP-196-02-03	FM 4474(D) (2011); TAS 114(J) (2011); UL1897 (2015)
PRI Construction Materials Technologies (TST5878)	FBP-213-02-04	FM 4474(B) (2011); TAS 114(D) (2011)

This evaluation report is provided for State of Florida product approval under Rule 61G20-3. The manufacturer shall notify CREEK Technical Services, LLC of any product changes or quality assurance changes throughout the duration for which this report is valid. This evaluation report does not express nor imply warranty, installation, recommended use, or other product attributes that are not specifically addressed herein.

Entity	Report No.	Standards
PRI Construction Materials Technologies (TST5878)	FBP-241-02-01A	FM 4474(D) (2011); TAS 114(J) (2011); UL1897 (2015)
PRI Construction Materials Technologies (TST5878)	FBP-244-02-01	ASTM D 3746 [1985(2015)]
PRI Construction Materials Technologies (TST5878)	FBP-258-02-02A	FM 4474(D) (2011); TAS 114(J) (2011); UL1897 (2015)
PRI Construction Materials Technologies (TST5878)	FBP-260-02-01	FM 4474(D) (2011); TAS 114(J) (2011); UL1897 (2015)
PRI Construction Materials Technologies (TST5878)	FBP-260-02-02	FM 4474(B) (2011); TAS 114(D) (2011)
PRI Construction Materials Technologies (TST5878)	FBP-265-02-01	FM 4474(D) (2011); TAS 114(J) (2011); UL 1897 (2015)
PRI Construction Materials Technologies (TST5878)	FBP-271-02-01	FM 4474(D) (2011); TAS 114(J) (2011); UL 1897 (2015)
PRI Construction Materials Technologies (TST5878)	FBP-272-02-01	ASTM D6164/D6164M (2016)
PRI Construction Materials Technologies (TST5878)	FBP-283-02-01	FM 4474(D) (2011); TAS 114(J) (2011); UL 1897 (2015)
PRI Construction Materials Technologies (TST5878)	FBP-283-02-02A	FM 4474(D) (2011); TAS 114(J) (2011); UL 1897 (2015)
PRI Construction Materials Technologies (TST5878)	FBP-291-02-02	FM 4474(D) (2011); TAS 114(J) (2011); UL1897 (2015)
PRI Construction Materials Technologies (TST5878)	FBP-293-02-01	ASTM D4601/D4601M [2004(2012)e1]
PRI Construction Materials Technologies (TST5878)	FBP-293-02-02	ASTM D2178/D2178M (2015a)
PRI Construction Materials Technologies (TST5878)	FBP-293-02-03	ASTM D2178/D2178M (2015a)
PRI Construction Materials Technologies (TST5878)	FBP-309-02-01	ASTM D6164/D6164M (2016)
PRI Construction Materials Technologies (TST5878)	FBP-310-02-02	ASTM D6164/D6164M (2016); ASTM D 5147 (2014)
PRI Construction Materials Technologies (TST5878)	FBP-310-02-02A	ASTM D6164/D6164M (2016)
PRI Construction Materials Technologies (TST5878)	FBP-311-02-03	ASTM D6222/D6222M (2016); ASTM D 5147 (2014)
PRI Construction Materials Technologies (TST5878)	FBP-312-02-02	ASTM D6222/D6222M (2016); ASTM D 5147 (2014)
PRI Construction Materials Technologies (TST5878)	FBP-332-02-01.1	ASTM D6222/D6222M (2016); ASTM D 5147 (2014)
PRI Construction Materials Technologies (TST5878)	FBP-389-02-01	FM 4474(C) (2011)
PRI Construction Materials Technologies (TST5878)	FBP-389-02-02	FM 4474(D) (2011); TAS 114(J) (2011); UL 1897 (2015)
PRI Construction Materials Technologies (TST5878)	MSA-006-02-01	ASTM D 4897 [2001(2009)]
PRI Construction Materials Technologies (TST5878)	348T0050	FM 4474(D) (2011); TAS 114(J) (2011); UL 1897 (2015)
PRI Construction Materials Technologies (TST5878)	348T0099	FM 4474(D) (2011); TAS 114(J) (2011); UL 1897 (2015)
PRI Construction Materials Technologies (TST5878)	348T0104	FM 4474(D) (2011); TAS 114(J) (2011); UL 1897 (2015)
PRI Construction Materials Technologies (TST5878)	348T0112	FM 4474(B) (2011); TAS 114(D) (2011)
PRI Construction Materials Technologies (TST5878)	348T0118	FM 4474(D) (2011); TAS 114(J) (2011); UL 1897 (2015)
Trinity|ERD (TST6049)	F10500.10.08-1	ASTM D6163/D6163M (2016)
Trinity|ERD (TST6049)	U41790.05.12-1-R1	ASTM D6222/D6222M (2016); ASTM D 5147 (2014)

This evaluation report is provided for State of Florida product approval under Rule 61G20-3. The manufacturer shall notify CREEK Technical Services, LLC of any product changes or quality assurance changes throughout the duration for which this report is valid. This evaluation report does not express nor imply warranty, installation, recommended use, or other product attributes that are not specifically addressed herein.

LIMITATIONS

1. Fire classification is not within the scope of this evaluation.
2. The roof deck and the roof deck attachment information are provided based on testing. FBC requirements for the rational design of the roof deck, including the attachment, are not within the scope of this evaluation.
3. Foam plastic insulation shall be installed in accordance with the FBC Section 2603.4 and 2603.6.
4. In the HVHZ, fastener spacing for insulation attachment is determined using a Minimum Characteristic Force (F') of 275 lbf as demonstrated via testing to TAS 105. If the field tested fastener value is below 275 lbf, then insulation attachment shall not be acceptable.
5. In the HVHZ, fastener spacing for base sheets or membrane attachment shall meet the minimum fastener resistance value and the *MDP* for the specified assembly. It is permissible for a qualified professional to submit a revised fastener spacing utilizing the withdrawal resistance value obtained from TAS 105 testing and calculations performed in accordance with RAS 117 and/or RAS 137, when the fastener resistance is found less than required.
6. In the HVHZ, if mechanical attachment through the lightweight insulating concrete to the structural deck is proposed, a field fastener withdrawal test shall be conducted in compliance with TAS 105 to determine equivalent or increased attachment densities. Revised fastener densities shall be submitted utilizing the withdrawal resistance value obtained from TAS 105 testing and calculations performed in accordance with RAS 117 and/or RAS 137.
7. **HVHZ:** For assemblies containing mechanical attachment, the allowable uplift pressure for the selected assembly shall meet or exceed the minimum design loads as determined in accordance with the FBC Chapter 16. The attachment density may be increased by a qualified design professional, as necessary, to meet the design pressure requirements in the periphery zones. Calculations shall be conducted in compliance with RAS 117 and/or RAS 137.
   Non-HVHZ: For assemblies containing mechanical attachment or adhered in ribbon-applied adhesive, the allowable uplift pressure for the selected assembly shall meet or exceed the minimum design loads as determined in accordance with the FBC Chapter 16. The attachment density may be increased by a qualified design professional, as necessary, to meet the design pressure requirements in the periphery zones. Calculations shall be conducted in compliance with RAS 117, RAS 137, or Section 2.2.10.1 FM LPDS 1-29 (February 2020).
8. Reroofing applications shall be examined in accordance with FBC Section 1511 outside of the HVHZ and FBC Section 1521 within the HVHZ. For mechanically fastened systems, a field withdrawal resistance test (TAS 105 in the HVHZ; ANSI/SPRI FX-1 or TAS 105 in the non-HVHZ) shall be conducted by a qualified professional to ensure the fastener meets the minimum design load requirements of the system. For adhered systems, a field uplift resistance test (TAS 124 in the HVHZ; ASTM E 907, FM LPDS 1-52, ANSI/SPRI IA-1, or TAS 124 in the non-HVHZ) shall be conducted to confirm conformance of the existing to the minimum design loads.
9. **HVHZ:** For assemblies containing fully adhered or ribbon adhered attachment, or where extrapolation of the assembly is not permitted, the MDP for the selected assembly shall meet or exceed the minimum design loads as determined in accordance with the FBC Chapter 16 without augmentation.
   Non-HVHZ: For assemblies adhered in ribbon-applied adhesive, the allowable uplift pressure for the selected assembly shall meet or exceed the minimum design loads as determined in accordance with the FBC Chapter 16. The attachment density may be increased by a qualified design professional, as necessary, to meet the design pressure requirements in the periphery zones. Calculations shall be conducted in compliance with Section 2.2.10.1 FM LPDS 1-29 (July 2022).
10. Installation of the evaluated products shall comply with this report, the FBC, and the manufacturer's published application instructions. Where discrepancies exist between these sources, the more restrictive and FBC compliant installation detail shall prevail.
11. The minimum roof slope shall be 1/4:12 for new construction.
12. All products listed in this report shall be manufactured under a quality assurance program in compliance with Rule 61G20-3.

This evaluation report is provided for State of Florida product approval under Rule 61G20-3. The manufacturer shall notify CREEK Technical Services, LLC of any product changes or quality assurance changes throughout the duration for which this report is valid. This evaluation report does not express nor imply warranty, installation, recommended use, or other product attributes that are not specifically addressed herein.

COMPLIANCE STATEMENT

This report has been prepared in accordance with F.A.C. Rule 61G20-3.

ZACHARY R. PRIEST
LICENSE
No 74021
STATE OF
FLORIDA
PROFESSIONAL ENGINEER

This item has been digitally signed and sealed by Zachary R. Priest, PE, on 7/24/2025.

Printed copies of this document are not considered signed and sealed and the signature must be verified on any electronic copies.

Digitally signed by Zachary R. Priest
2025.07.24 15:50:55 -04'00'

Zachary R. Priest, P.E.
Florida Registration No. 74021
Organization No. ANE9641

CERTIFICATION OF INDEPENDENCE

CREEK Technical Services, LLC does not have, nor will it acquire, a financial interest in any company manufacturing or distributing products under this evaluation.

CREEK Technical Services, LLC is not owned, operated, or controlled by any company manufacturing or distributing products under this evaluation.

Zachary R. Priest, P.E. does not have, nor will acquire, a financial interest in any company manufacturing or distributing products under this evaluation.

Zachary R. Priest, P.E. does not have, nor will acquire, a financial interest in any other entity involved in the approval process of the product.

APPENDICES

1) APPENDIX A – Installation (7 pages)
2) APPENDIX B – Nomenclature and Approved Assemblies (47 pages)

This evaluation report is provided for State of Florida product approval under Rule 61G20-3. The manufacturer shall notify CREEK Technical Services, LLC of any product changes or quality assurance changes throughout the duration for which this report is valid. This evaluation report does not express nor imply warranty, installation, recommended use, or other product attributes that are not specifically addressed herein.

INSTALLATION

Note - Refer to the APPROVED ASSEMBLIES section of this report within Appendix B for specific installation details of a selected assembly.

Unless otherwise specified in this report the following installation details shall be met for the named products:

Component	Product	Installation Detail
Fastening Systems	Elevate All-Purpose Fasteners	Min.0.75-inch penetration through the top rib of the steel deck or wood deck
	Elevate All-Purpose S Fasteners	
	Elevate Concrete Drive	Min. 1.25" embedment into min. 3" thick structural concrete
	Elevate 1.7" LWC Base-Ply Fastener	Full embedment of shank into substrate
	Elevate Heavy Duty Fasteners	Min. 0.75-inch penetration through the top rib of the steel deck or wood deck. Min. penetration 1-inch into concrete deck.
	Elevate Insulation Fastening Plates	Min. 3-inch diameter Galvalume® steel plate
	Elevate MB 2" Barbed Metal Lap Plate	2-inch diameter Galvalume® steel plate installed with barbs penetrating the membrane and ribbed side facing up.
	Elevate Metal Batten Strip	Min. 1-inch wide, 0.0448 in. Galvalume® steel batten
Insulation Adhesives	ASTM D 312, Type IV Asphalt	Fully adhered within the EVT range at a rate of 20-40 lbs/100 ft^2
	Elevate I.S.O. Fix II	Partially adhered in 0.75 to 1-inch wide ribbons
	Elevate I.S.O. Stick	Partially adhered in 0.75 to 1-inch wide ribbons
	Elevate I.S.O. Twin Pack Insulation Adhesive	Partially adhered in 0.5 to 0.75-inch wide ribbons
	Elevate I.S.O. Spray R	Partially adhered in 0.75 to 1-inch wide ribbons
	Elevate Twin Jet	Partially adhered in 1 to 1.25-inch wide ribbons
Membrane Adhesives	ASTM D 312, Type IV Asphalt	Fully adhered within the EVT range at a rate of 25-40 lbs/100 ft^2
	Elevate LiquiGard Adhesive	Fully adhered at a rate of 1.5-2.0 gal/100 ft^2
	Elevate Multi-Purpose MB Cold Adhesive	Fully adhered at a rate of 1.5-2.0 gal/100 ft^2
Insulation/Cover Boards	Georgia-Pacific DensDeck	Min. 0.25-inch thick
	Georgia-Pacific DensDeck Prime	
	Elevate ISO 95+ GL	Min. 0.5-inch thick; Min. 20 psi; Adhered boards shall be a maximum 4 ft x 4 ft
	GenFlex ISO Insulation	
	Elevate ISOGARD GL	
	Elevate RESISTA	
	Elevate ISOGARD CG	
	GenFlex Coated Glass Facer	
	Elevate ISO 95+ GL (Tapered)	0.5-inch to start with 0.25-inch per ft taper; Adhered boards shall be a maximum 4 ft x 4 ft
	Elevate ISOGARD GL (Tapered)	
	GenFlex ISO Insulation (Tapered)	
	Elevate RESISTA (Tapered)	
	Elevate ISOGARD CG (Tapered)	
	GenFlex Coated Glass Facer (Tapered)	
	Elevate ISOGARD HD	Min. 0.5-inch thick; Adhered boards shall be a maximum 4 ft x 4 ft
	GenFlex HD ISO	
	Elevate ISOGARD HD Composite	Min. 1.5-inch thick; Adhered boards shall be a maximum 4 ft x 4 ft
	GenFlex HD Composite ISO	
	Structodek High Density Fiberboard	Min. 0.5-inch thick
	USG SECUROCK Gypsum-Fiber Roof Board	Min. 0.25-inch thick
	USG SECUROCK Glass-Mat Roof Board	
Base/Ply Sheets	MB Base	Min. 2-inch wide side-laps; Side-laps shall be installed perpendicular to the direction of the steel deck ribs for mechanically attached systems

This evaluation report is provided for State of Florida product approval under Rule 61G20-3. The manufacturer shall notify CREEK Technical Services, LLC of any product changes or quality assurance changes throughout the duration for which this report is valid. This evaluation report does not express nor imply warranty, installation, recommended use, or other product attributes that are not specifically addressed herein.

Component	Product	Installation Detail
Base/Ply Sheets (Cont'd)	APP 160	Min. 3.4-inch wide side-laps; Min. 6-inch end laps; Side-laps shall be installed perpendicular to the direction of the steel deck ribs and parallel to the direction of the wood trusses for mechanically attached systems
	APP 160 Cool	
	APP 160-P	
	APP 170	
	APP 170 Cool	
	APP 80 Glass Base	
	APP 80 Glass Base P	
	APP Premium Base	
	BASEGARD SA	
	Channel Venting Base	
	Ply IV (4)	
	Ply VI (6)	
	SBS Base	
	SBS Base-P	
	SBS Glass Torch Base	
	SBS Glass Torch Base 1.5	
	SBS Poly Base	
	SBS Poly Torch Base	
	SBS Premium Base	
	SBS Premium Poly Base	
	SBS Smooth	
Cap Sheets	APP 180 APP 180 UltraWhite	Min. 3.4-inch side-laps; Min. 6-inch end-laps;
	APP 180 Cool	
	APP 180 FR APP 180 FR UltraWhite	
	APP 180 FR Cool APP 180 FR Cool UltraWhite	
	APP Premium FR APP Premium FR UltraWhite	
	SBS Cap SBS Cap UltraWhite	
	SBS FR Cap SBS FR Cap UltraWhite	
	SBS FR Torch SBS FR Torch UltraWhite	
	SBS Glass SBS Glass UltraWhite	
	SBS Glass FR SBS Glass FR UltraWhite	
	SBS Glass FR Torch SBS Glass FR Torch UltraWhite	
	SBS Premium SBS Premium UltraWhite	
	SBS Premium FR SBS Premium FR UltraWhite	
	SBS Premium FR Torch SBS Premium FT Torch UltraWhite	
	SBS Premium Torch SBS Premium Torch UltraWhite	
	SBS Torch SBS Torch UltraWhite	
Vapor Barriers	Elevate V-Force Vapor Barrier Membrane	Self-adhered; Min. 3-inch side laps; Min. 6-inch end laps; ; All substrates except metal decks must be primed; Prime surface with Elevate SA-Solvent Based (SB) Primer orElevate SA-LVOC Primer at a rate of 0.5 gal/100ft^2, or Elevate SA-Water Based (WB) Primer 0.25 – 0.75 gal/100ft^2;

This evaluation report is provided for State of Florida product approval under Rule 61G20-3. The manufacturer shall notify CREEK Technical Services, LLC of any product changes or quality assurance changes throughout the duration for which this report is valid. This evaluation report does not express nor imply warranty, installation, recommended use, or other product attributes that are not specifically addressed herein.

Component	Product	Installation Detail
Cellular Lightweight Insulating Concrete	Min. 300 psi Celcore MF with HS Rheology Admixture	Slurry coat min. 1/8-inch thick; 1-inch thick EPS board (1 lbs/ft^3); Min. 2-inch thick top coat; Celcore PVA curing compound applied at rate of 300 ft^2/gal
	Celcore S-1	Deck is treated by applying a continuous film with a broom prior to placement of the Celcore lightweight concrete
	Min. 300 psi Mearlcrete	Slurry coat min. 1/8-inch thick; Min. 1-inch thick EPS board (1 lbs/ft^3); Min. 2-inch top coat
	Min. 300 psi Elastizell	
	Min. 300 psi Concrecel	
	Min. 200 psi Cellular Lightweight Concrete	Slurry coat min. 1/8-inch thick; Min. 1-inch thick EPS board (1 lbs/ft^3); Min. 2-inch top coat

Insulation/Cover Board Fastening Patterns	
Description	Fastening Pattern
4 per 4 ft x 4 ft board	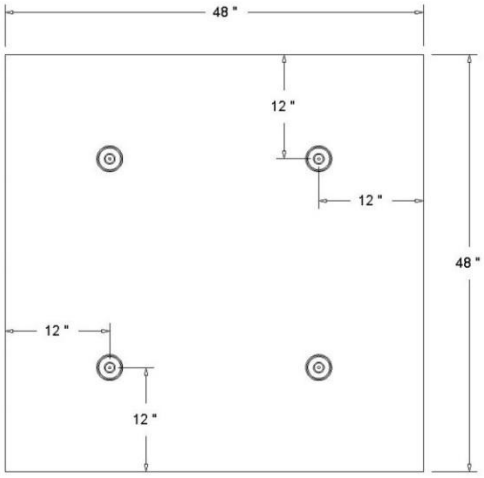 (Max. 4.0ft^2 contributory area per fastener)
8 per 4 ft x 4 ft Board	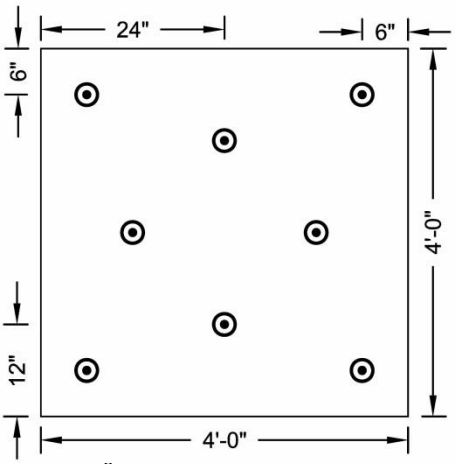 (Max. 2.0ft^2 contributory area per fastener)

This evaluation report is provided for State of Florida product approval under Rule 61G20-3. The manufacturer shall notify CREEK Technical Services, LLC of any product changes or quality assurance changes throughout the duration for which this report is valid. This evaluation report does not express nor imply warranty, installation, recommended use, or other product attributes that are not specifically addressed herein.

Insulation/Cover Board Fastening Patterns	
Description	Fastening Pattern
5 per 4 ft x 8 ft board	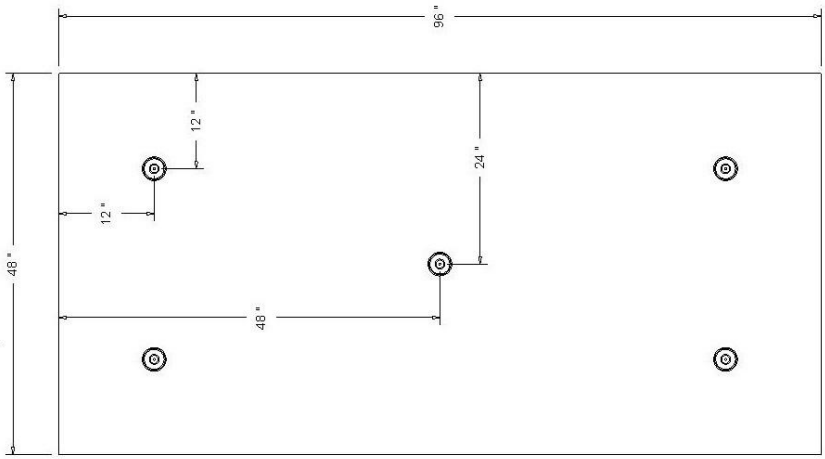 (Max. 6.4ft^2 contributory area per fastener)
8 per 4 ft. x 8 ft. board	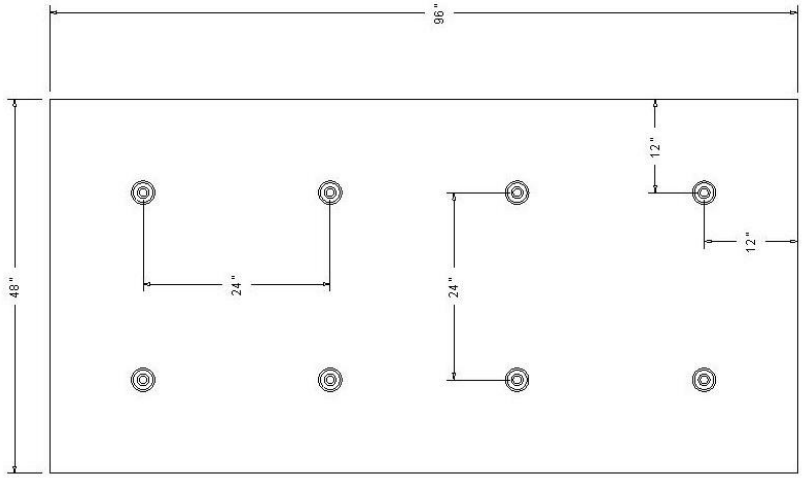 (Max. 4.00ft^2 contributory area per fastener)
10 per 4 ft. x 8 ft. board	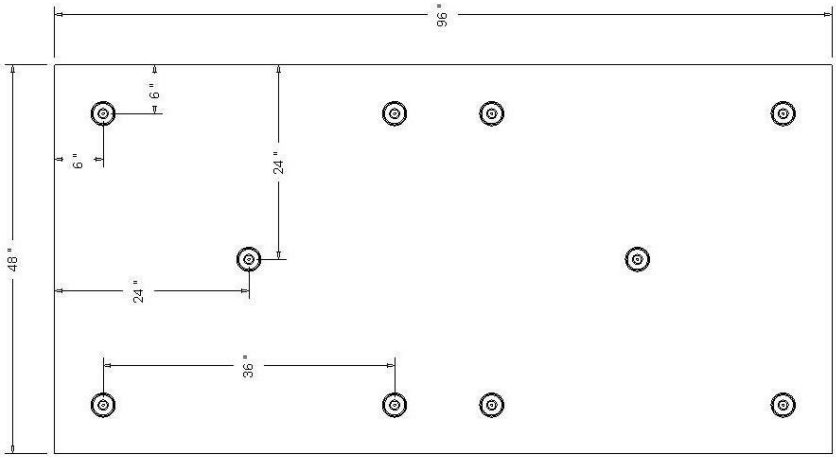 (Max. 3.2ft^2 contributory area per fastener)

This evaluation report is provided for State of Florida product approval under Rule 61G20-3. The manufacturer shall notify CREEK Technical Services, LLC of any product changes or quality assurance changes throughout the duration for which this report is valid. This evaluation report does not express nor imply warranty, installation, recommended use, or other product attributes that are not specifically addressed herein.

Insulation/Cover Board Fastening Patterns	
Description	Fastening Pattern
12 per 4 ft x 8 ft board	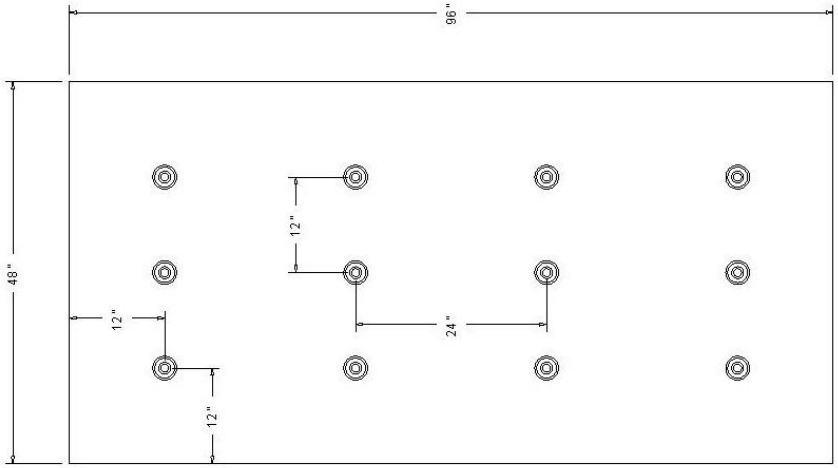 (Max. 2.67ft^2 contributory area per fastener)
15 per 4 ft x 8 ft board	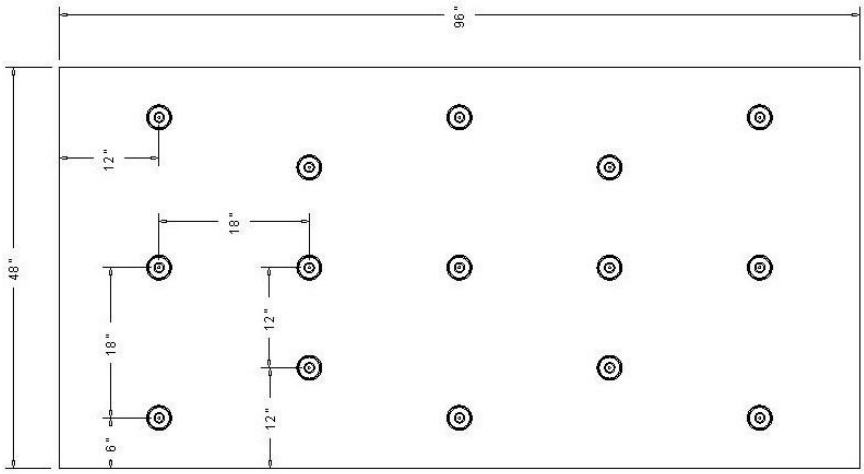 (Max. 2.13ft^2 contributory area per fastener)
16 per 4 ft x 8 ft board	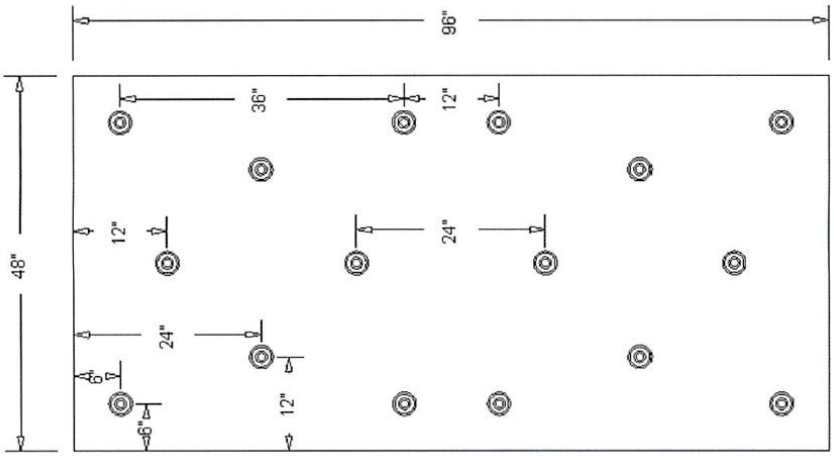 (Max. 2 ft^2 contributory area per fastener)

This evaluation report is provided for State of Florida product approval under Rule 61G20-3. The manufacturer shall notify CREEK Technical Services, LLC of any product changes or quality assurance changes throughout the duration for which this report is valid. This evaluation report does not express nor imply warranty, installation, recommended use, or other product attributes that are not specifically addressed herein.

Insulation/Cover Board Fastening Patterns	
Description	Fastening Pattern
18 per 4 ft x 8 ft board	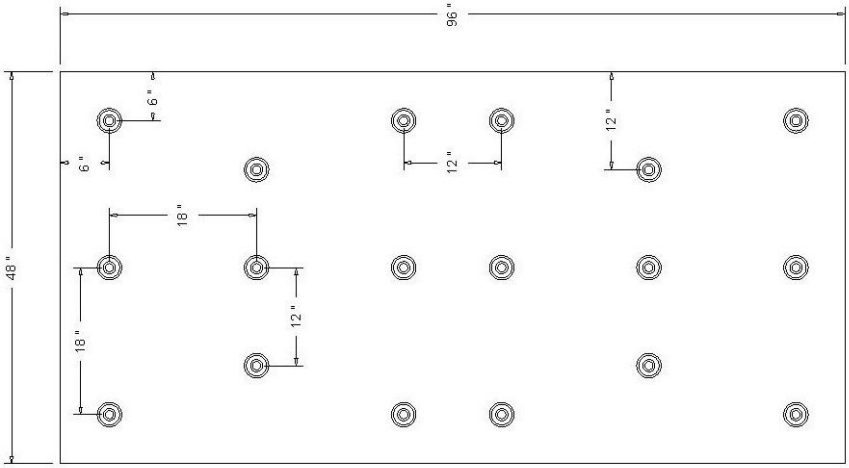 (Max. 1.78ft^2 contributory area per fastener)
18 per 4 ft x 8 ft board Alternate	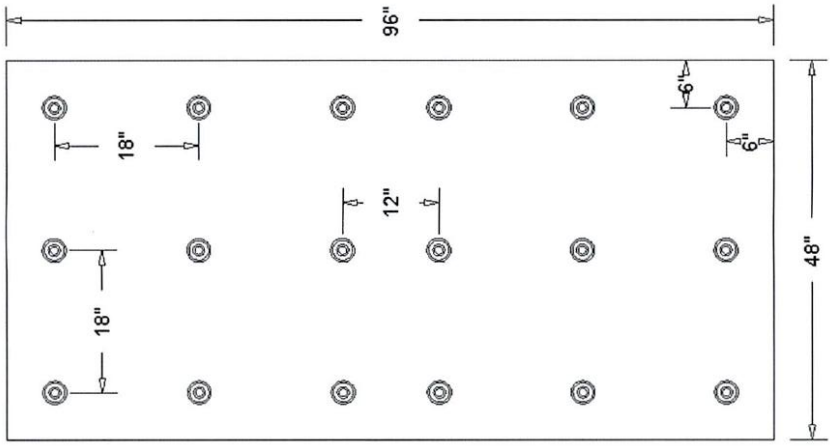 (Max. 1.78ft^2 contributory area per fastener)
20 per 4 ft x 8 ft board	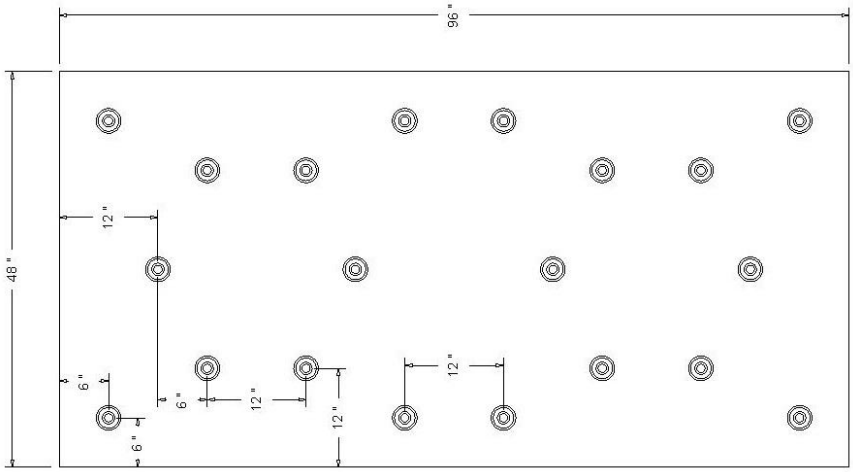 (Max. 1.60ft^2 contributory area per fastener)

This evaluation report is provided for State of Florida product approval under Rule 61G20-3. The manufacturer shall notify CREEK Technical Services, LLC of any product changes or quality assurance changes throughout the duration for which this report is valid. This evaluation report does not express nor imply warranty, installation, recommended use, or other product attributes that are not specifically addressed herein.

Insulation/Cover Board Fastening Patterns	
Description	Fastening Pattern
22 per 4 ft x 8 ft board	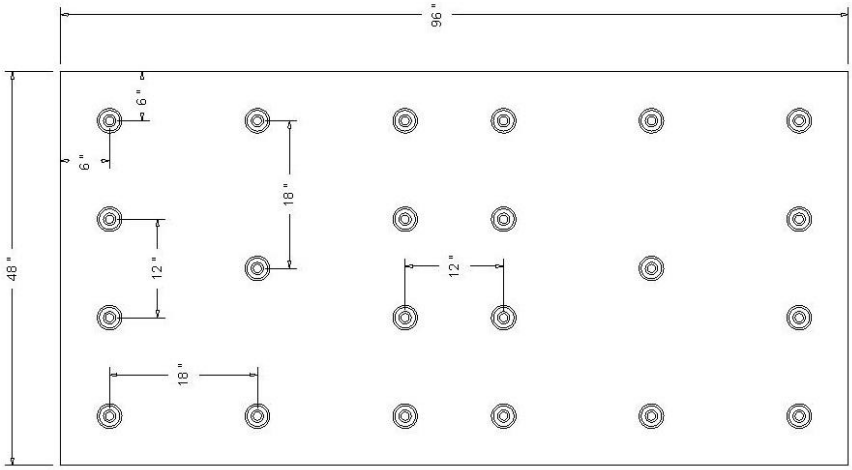 (Max. 1.45ft^2 contributory area per fastener)
24 per 4 ft x 8 ft board	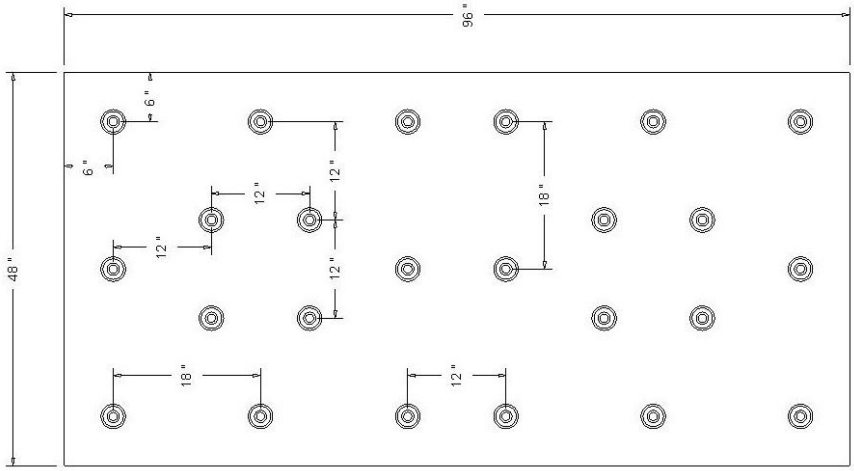 (Max. 1.33ft^2 contributory area per fastener)
32 per 4 ft x 8 ft board	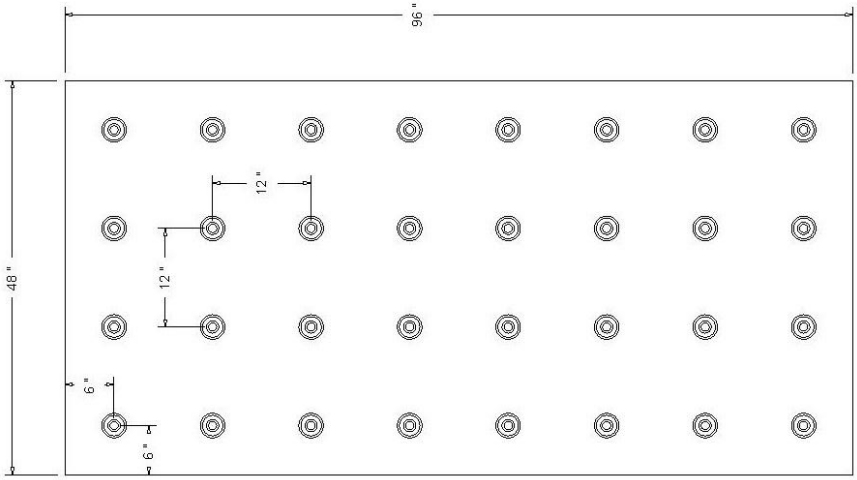 (Max. 1.00ft^2 contributory area per fastener)

This evaluation report is provided for State of Florida product approval under Rule 61G20-3. The manufacturer shall notify CREEK Technical Services, LLC of any product changes or quality assurance changes throughout the duration for which this report is valid. This evaluation report does not express nor imply warranty, installation, recommended use, or other product attributes that are not specifically addressed herein.

NOMENCLATURE

The following naming conventions are utilized to specify products in the APPROVED ASSEMBLIES section of this report. Refer to the nomenclature below when deciphering the allowable products for use in the selected assembly. Installation requirements shall be as noted in the APPROVED ASSEMBLIES and INSTALLATION section of this report.

Name	Definition		
AP Fasteners & Plates	Elevate All-Purpose Fasteners or All-Purpose S Fasteners and Insulation Fastening Plates		
As Tested	Information provided to the report user based on the as tested condition of the roof system		
BASEGARD	One ply of BASEGARD SA. Shall only be used with ply or cap sheets applied in hot asphalt or by torch adhering.		
CA APP Cap	APP 180 Cool, APP 180 FR Cool, APP 180 FR Cool UltraWhite, APP Premium FR or APP Premium FR UltraWhite fully bonded in Elevate Multi-Purpose MB Cold Adhesive		
CA APP Ply	One or more plies of APP 160 Cool, APP 170, or APP Premium Base fully bonded in Elevate Multi-Purpose MB Cold Adhesive		
CA SBS BUR Ply	One or more plies of MB Base, SBS, Base, SBS Poly Base, SBS Premium Poly Base, SBS Premium Base, or SBS Smooth fully bonded in Elevate Multi-Purpose MB Cold Adhesive		
CA SBS Cap	SBS Cap, SBS Cap UltraWhite, SBS FR Cap, SBS FR Cap UltraWhite, SBS Glass, SBS Glass UltraWhite, SBS Glass FR, SBS Glass FR UltraWhite, SBS Premium, SBS Premium UltraWhite, SBS Premium FR or SBS Premium FR UltraWhite fully bonded in Elevate Multi-Purpose MB Cold Adhesive		
CA SBS Ply	One or more plies of SBS Base, SBS Poly Base, SBS Premium Poly Base or SBS Premium Base fully bonded in Elevate Multi-Purpose MB Cold Adhesive		
CD Fasteners & Plates	Elevate Concrete Drive and Insulation Fastening Plates		
Cover Board	One layer of any of the following products: -Georgia-Pacific DensDeck -Georgia-Pacific DensDeck Prime -Elevate ISOGARD HD -GenFlex HD ISO -USG SECUROCK Glass-Mat Roof Board -USG SECUROCK Gypsum-Fiber Roof Board		
Deck Detail	*As Tested* deck construction details are described as follows:		
	Concrete Deck	Min. f'_c = 2,500 psi at 28 days	
	CWF Deck	Min. 2.5-inch thick Tectum I cementitious wood fiber panels	
	Steel Deck	Min. 22 ga, Wide Rib Deck (Type WR) conforming to ANSI/SDI-RD1.0 & FBC; 0.5% Vented and ASTM A653 G90 for *LWIC* applications only. The following nomenclature is used to further describe the *As Tested* condition.	
		F<#>	<#> #12-24 HWH self-drilling screws or equivalent fastener at each flute used to secure the deck to the structural supports; Min. 0.25-inch penetration
		G<#>	Min. Grade <#> of *Steel Deck*
		L<#>	Max. span of <#> ft
		P	Min. 5/8-inch diameter puddle welds at each flute used to secure the deck to the structural supports
		S<#>	1/4 ”-14 HWH x7/8” self-drilling screws or equivalent fastener secured <#>-inch o.c. along the panel side laps
		W	0.75-inch O.D. flat washer used with indicated fastener

This evaluation report is provided for State of Florida product approval under Rule 61G20-3. The manufacturer shall notify CREEK Technical Services, LLC of any product changes or quality assurance changes throughout the duration for which this report is valid. This evaluation report does not express nor imply warranty, installation, recommended use, or other product attributes that are not specifically addressed herein.

Name	Definition		
Deck Detail (Cont'd)	*Wood Deck*	Solid or closely fitted span rated sheathing at max. 24 in. span; The following nomenclature is used to further describe the *As Tested* condition.	
		T<#>	Min. <#>-inch thickness of the plywood
		L<#>	Max. span of <#> inches
		N<#>	Min. 0.113-inch diameter x 2-3/8-inch ring shank nails spaced <#>-inch o.c. at all intermediate supports and at the perimeter of each board
DensDeck	Min. 0.25-inch Georgia-Pacific DensDeck		
DensDeck Prime	Min. 0.25-inch Georgia-Pacific DensDeck Prime		
HA SBS BUR Ply	One or more plies of MB Base, Ply IV (4), Ply VI (6), SBS, Base, SBS Poly Base, SBS Premium Poly Base, SBS Premium Base, or SBS Smooth fully bonded in ASTM D 312, Type IV hot asphalt		
HA SBS BUR Ply II	One or more plies of MB Base, SBS, Base, SBS Poly Base, SBS Premium Poly Base, SBS Premium Base, or SBS Smooth fully bonded in ASTM D 312, Type IV hot asphalt		
HA SBS Cap	SBS Cap, SBS Cap UltraWhite, SBS FR Cap, SBS FR Cap UltraWhite,SBS Glass, SBS Glass UltraWhite, SBS Glass FR, SBS Glass FR UltraWhite, SBS Premium, SBS Premium UltraWhite, SBS Premium FR or SBS Premium FR UltraWhite fully bonded in ASTM D 312, Type IV hot asphalt		
HA SBS Ply	One or more plies of SBS Base, SBS Poly Base, SBS Premium Poly Base, SBS Premium Base, or SBS Smooth fully bonded in ASTM D 312, Type IV hot asphalt		
HD Fasteners & Plates	Elevate Heavy Duty Fasteners and Insulation Fastening Plates		
INSULATION	One of more layers in any combination of: -Georgia-Pacific DensDeck -Georgia-Pacific DensDeck Prime -Elevate ISO 95+ GL or ISOGARD GL -Elevate ISOGARD HD -Elevate ISOGARD HD Composite -Elevate RESISTA or ISOGARD CG -GenFlex ISO Insulation -GenFlex HD ISO -GenFlex HD Composite ISO -GenFlex Coated Glass Facer -USG SECUROCK Glass-Mat Roof Board -USG SECUROCK Gypsum-Fiber Roof Board		
Insulation Adhesive	I.S.O. Twin Pack Adhesive, I.S.O. Stick Insulation Adhesive, or I.S.O. Fix II Adhesive		
Insulation Adhesive II	I.S.O. Twin Pack Adhesive, I.S.O. Stick Insulation Adhesive, I.S.O. Fix II Adhesive, I.S.O. Spray R, or Twin Jet		
Insulation Adhesive III	I.S.O. Twin Pack Adhesive, I.S.O. Stick Insulation Adhesive, I.S.O. Fix II Adhesive, or Twin Jet		
ISO	One or more layers of GenFlex ISO Insulation, Elevate ISO 95+ GL, or Elevate ISOGARD GL; Elevate ISOGARD GL shall be minimum 2.0-inch thickness when mechanically fastened in roof assemblies with adhered membranes		
ISO HD	One or more layers of GenFlex HD ISO or Elevate ISOGARD HD		
ISO HD-C	One or more layers of GenFlex HD Composite ISO or Elevate ISOGARD HD Composite		
ISO CG	One or more layers of GenFlex Coated Glass Facer, Elevate RESISTA, or Elevate ISOGARD CG; Elevate ISOGARD CG shall be minimum 2.0-inch thickness when mechanically fastened in roof assemblies with adhered membranes		
LG SBS BUR Ply	One or more plies of MB Base, SBS, Base, SBS Poly Base, SBS Premium Poly Base, SBS Premium Base, or SBS Smooth fully bonded in Elevate LiquiGard Adhesive		
LG SBS Cap	SBS Cap, SBS Cap UltraWhite, SBS FR Cap, SBS FR Cap UltraWhite, SBS Glass, SBS Glass UltraWhite, SBS Glass FR, SBS Glass FR UltraWhite, SBS Premium, SBS Premium UltraWhite, SBS Premium FR or SBS Premium FR UltraWhite fully bonded in Elevate LiquiGard Adhesive		

This evaluation report is provided for State of Florida product approval under Rule 61G20-3. The manufacturer shall notify CREEK Technical Services, LLC of any product changes or quality assurance changes throughout the duration for which this report is valid. This evaluation report does not express nor imply warranty, installation, recommended use, or other product attributes that are not specifically addressed herein.

Name	Definition
LG SBS Ply	One or more plies SBS Base, SBS Poly Base, SBS Premium Poly Base, SBS Premium Base, or SBS Smooth fully bonded in Elevate LiquiGard Adhesive
LWIC	Poured-in-place Cellular Lightweight Insulating Concrete with encapsulated insulation board
MA APP Base	One ply of Channel Venting Base, APP Glass Base P, APP 160 Cool or APP 170 Cool mechanically attached as prescribed per the approved assembly
MA Base	One ply of Channel Venting Base, MB Base, SBS Base, SBS Base-P, SBS Glass Torch Base, SBS Glass Torch Base 1.5, SBS Premium Base, SBS Poly Base, SBS Premium Poly Base, SBS Poly Torch Base, or SBS Smooth mechanically attached as prescribed per the approved assembly
MA Base II	One ply of MB Base, SBS Base, SBS Base-P, SBS Glass Torch Base, SBS Glass Torch Base 1.5, SBS Premium Base, SBS Poly Base, SBS Premium Poly Base, SBS Poly Torch Base, or SBS Smooth mechanically attached as prescribed per the approved assembly
MA Base III	One ply of Channel Venting Base, SBS Glass Torch Base, SBS Premium Base, SBS Poly Base, SBS Glass Torch Base 1.5, SBS Poly Torch Base or SBS Smooth mechanically attached as prescribed per the approved assembly
MB-2 Plates and Fasteners	Elevate MB 2" Barbed Metal Lap Plates with Elevate All-Purpose Fasteners for *steel decks* and Elevate Heavy Duty Fasteners for *concrete decks*
MCRF	Minimum Characteristic Resistance Force as determined by TAS 105 for the named fastener in the selected assembly
MDP	Maximum Design Pressure
Preliminarily Secured	Fastened at minimum rate of 5 per 4 ft x 8 ft board or 4 per 4 ft x 4 ft board.
Recover	Where assemblies are used to recover an existing roof, the existing roof shall consist of only one layer of roofing, i.e. recovering a previously recovered roof is not permitted. Recover roofing shall be conducted in compliance with FBC Section 1511 outside of the HVHZ and FBC Section 1521 within the HVHZ. For mechanically fastened roof assemblies, the existing roof insulation thickness may be contributory in meeting the minimum insulation thickness requirements for a given assembly.
SBS Base Sheet	One ply of SBS Base, SBS Base-P, SBS Glass Torch Base, SBS Poly Base, SBS Premium Poly Base, SBS Poly Torch Base, SBS Premium Base, or SBS Smooth
SBS TA Vapor Barrier	SBS Glass Torch Base torched adhered over primed concrete deck
SECUROCK	Min. 0.25-inch USG SECUROCK Gypsum-Fiber Roof Board
TA APP Cap	APP Premium FR, APP Premium FR UltraWhite, APP 180, APP 180 UltraWhite, APP 180 Cool, APP 180 FR, APP 180 FR UltraWhite APP 180 FR Cool or APP FR Cool UltraWhite fully bonded by torch adhering
TA APP Ply	One or more plies of APP 80 Glass Base, APP 80 Glass Base-P, APP Premium Base, APP 160, APP 160 Cool, APP 170, APP 170 Cool, or APP 160-P fully bonded by torch adhering
TA SBS Cap	SBS FR Torch, SBS FR Torch UltraWhite, SBS Glass FR Torch, SBS Glass FR Torch UltraWhite, SBS Premium FR Torch, SBS Premium FR Torch UltraWhite,SBS Premium Torch, SBS Premium Torch UltraWhite, SBS Torch or SBS Torch UltraWhite fully bonded by torch adhering
TA SBS Cap II	SBS Torch, SBS Premium Torch, SBS FR Torch or SBS Premium FR Torch fully bonded by torch adhering
TA SBS Ply	One or more plies of SBS Glass Torch Base, SBS Glass Torch Base 1.5 or SBS Poly Torch Base fully bonded by torch adhering
V-Force	One ply of Elevate V-Force Vapor Barrier Membrane

This evaluation report is provided for State of Florida product approval under Rule 61G20-3. The manufacturer shall notify CREEK Technical Services, LLC of any product changes or quality assurance changes throughout the duration for which this report is valid. This evaluation report does not express nor imply warranty, installation, recommended use, or other product attributes that are not specifically addressed herein.

APPROVED ASSEMBLIES

The following notes shall be observed when using the assembly tables below.

1. *MDP*s were calculated using a 2:1 margin of safety per FBC Section 1504.9 and 1523.4. MDP shall be minimum -45 psf for use in the HVHZ.
2. Refer to **LIMITATIONS** and **NOMENCLATURE** sections of this evaluation when using the table(s) below. Items italicized refer to specific nomenclature used in this report.
3. Refer to **INSTALLATION** section of this report for installation detail when the information is not explicitly stated for the selected assembly.
4. The on-center (o.c.) spacing given is the maximum allowable attachment spacing for the rated system.
5. *As Tested* information for roof deck construction is provided for information only. The addition of the *As Tested* deck information does not obviate the requirement for rational design of the roof deck and roof deck attachment in accordance with FBC requirements.
6. Prior to application of the approved assembly an optional vapor barrier, such as 4-6 mil polyethylene, *V-Force*, or *DensDeck Prime* with *V-Force,* may be installed over concrete or steel decks when the approved assembly contains insulation or the membrane fastened through to the deck.

Assembly System Numbers and Definitions	
C-A-#	Assemblies with All Layers Adhered over *Concrete Deck* (New or Existing)
C-AM-#	Assemblies with Adhered Membranes over Fastened Insulation over *Concrete Deck* (New, Existing, or *Recover*)
CW-A-#	Adhered Assemblies over Cementitious Wood Fiber Deck (New or Existing)
LC-A-#	Lightweight Concrete Assemblies with All Layers Adhered over *Concrete Deck* (New or Existing)
LC-AM-#	Lightweight Concrete Assemblies with Adhered Membranes over Fastened Insulation or Anchor Sheet over *Concrete Deck* (New or Existing)
LC-M-#	Mechanically Fastened Lightweight Concrete Assemblies over *Concrete Deck* (New or Existing)
LS-A-#	Lightweight Concrete Assemblies with All Layers Adhered over *Steel Deck* (New or Existing)
LS-AM-#	Lightweight Concrete Assemblies with Adhered Membranes over Fastened Insulation or Anchor Sheet over *Steel Deck* (New or Existing)
LS-M-#	Mechanically Fastened Lightweight Concrete Assemblies over *Steel Deck* (New or Existing)
R-A-#	*Recover* Assemblies with All Layers Adhered
R-AM-#	*Recover* Assemblies with Adhered Membranes over Fastened Insulation
R-M-#	*Recover* Assemblies with Mechanically Fastened Base Sheet
S-AM-#	Assemblies with Adhered Membranes over Fastened Insulation over *Steel Deck* (New, Existing, or *Recover*)
S-M-#	Mechanically Fastened Assemblies over *Steel Deck* (New, Existing, or *Recover*)
W-AM-#	Assemblies with Adhered Membranes over Fastened Insulation over *Wood Deck* (New, Existing, or *Recover*)
W-M-#	Mechanically Fastened Assemblies over *Wood Deck* (New, Existing, or *Recover*)

This evaluation report is provided for State of Florida product approval under Rule 61G20-3. The manufacturer shall notify CREEK Technical Services, LLC of any product changes or quality assurance changes throughout the duration for which this report is valid. This evaluation report does not express nor imply warranty, installation, recommended use, or other product attributes that are not specifically addressed herein.

Assemblies with All Layers Adhered over *Concrete Deck* (New or Existing)								
System No.	Vapor Barrier	Base Insulation	Top Insulation	Cover Board	Base Ply	Ply Sheet	Cap Sheet	*MDP (psf)*
C-A-1	-	Min. 0.5-inch *ISO* installed with *Insulation Adhesive II* ribbon applied in ribbons spaced 12-inch o.c.	-	Min. 1-inch *ISO* installed with I.S.O. Twin Pack applied in ribbons spaced 12-inch o.c.	*BASEGARD, CA SBS BUR Ply*	OPTIONAL *CA SBS BUR Ply LG SBS BUR Ply, HA SBS BUR Ply, TA SBS Ply*	*CA SBS Cap, LG SBS Cap, HA SBS Cap, TA SBS Cap*	**-105 (Lim. 9)**
C-A-2	-	Min. 0.5-inch *ISO* installed with *Insulation Adhesive II* ribbon applied in ribbons spaced 12-inch o.c.	-	Min. 1-inch *ISO* installed with I.S.O. Twin Pack applied in ribbons spaced 12-inch o.c.	*BASEGARD, or CA APP Ply*	OPTIONAL *CA APP Ply* or *TA APP Ply*	*CA APP Cap* or *TA APP Cap*	**-105 (Lim. 9)**
C-A-3	-	Min. 0.5-inch *ISO* installed with *Insulation Adhesive II* ribbon applied in ribbons spaced 12-inch o.c.	-	*ISO HD* installed with *Insulation Adhesive* applied in ribbons spaced 12-inch o.c.	*BASEGARD, CA SBS BUR Ply*	OPTIONAL *CA SBS BUR Ply LG SBS BUR Ply, HA SBS BUR Ply, TA SBS Ply*	*CA SBS Cap, LG SBS Cap, HA SBS Cap, TA SBS Cap*	**-110 (Lim. 9)**
C-A-4	-	Min. 0.5-inch *ISO* installed with *Insulation Adhesive II* ribbon applied in ribbons spaced 12-inch o.c.	-	*ISO HD* installed with *Insulation Adhesive* applied in ribbons spaced 12-inch o.c.	*CA APP Ply*	OPTIONAL *CA APP Ply* or *TA APP Ply*	*CA APP Cap* or *TA APP Cap*	**-110 (Lim. 9)**
C-A-5	-	Min. 0.5-inch *ISO* installed with *Insulation Adhesive II* ribbon applied in ribbons spaced 12-inch o.c.	-	*SECUROCK* installed with I.S.O. Twin Pack applied in ribbons spaced 12-inch o.c.	*BASEGARD, CA SBS BUR Ply HA SBS BUR Ply*	OPTIONAL *CA SBS BUR Ply LG SBS BUR Ply, HA SBS BUR Ply, TA SBS Ply*	*CA SBS Cap, LG SBS Cap, HA SBS Cap, TA SBS Cap*	**-122.5 (Lim. 9)**
C-A-6	-	Min. 0.5-inch *ISO* installed with *Insulation Adhesive II* ribbon applied in ribbons spaced 12-inch o.c.	-	*SECUROCK* installed with I.S.O. Twin Pack applied in ribbons spaced 12-inch o.c.	*or CA APP Ply TA APP Ply*	OPTIONAL *CA APP Ply* or *TA APP Ply*	*CA APP Cap* or *TA APP Cap*	**-122.5 (Lim. 9)**
C-A-7	-	Min. 0.5-inch *ISO* installed with ASTM D 312, Type IV Asphalt	-	*SECUROCK* installed with ASTM D 312, Type IV Asphalt	*BASEGARD, CA SBS BUR Ply HA SBS BUR Ply*	OPTIONAL *CA SBS BUR Ply LG SBS BUR Ply, HA SBS BUR Ply, TA SBS Ply*	*CA SBS Cap, LG SBS Cap, HA SBS Cap, TA SBS Cap*	**-130 (Lim. 9)**

This evaluation report is provided for State of Florida product approval under Rule 61G20-3. The manufacturer shall notify CREEK Technical Services, LLC of any product changes or quality assurance changes throughout the duration for which this report is valid. This evaluation report does not express nor imply warranty, installation, recommended use, or other product attributes that are not specifically addressed herein.

Assemblies with All Layers Adhered over *Concrete Deck* (New or Existing)								
System No.	Vapor Barrier	Base Insulation	Top Insulation	Cover Board	Base Ply	Ply Sheet	Cap Sheet	*MDP (psf)*
C-A-8	-	Min. 0.5-inch *ISO* installed with ASTM D 312, Type IV Asphalt	-	*SECUROCK* installed with ASTM D 312, Type IV Asphalt	*or CA APP Ply TA APP Ply*	OPTIONAL *CA APP Ply* or *TA APP Ply*	*CA APP Cap* or *TA APP Cap*	**-130 (Lim. 9)**
C-A-9	-	Min. 0.5-inch *ISO* installed with *Insulation Adhesive III* ribbon applied in ribbons spaced 12-inch o.c.	-	*DensDeck Prime* installed with *Insulation Adhesive III* ribbon applied in ribbons spaced 12-inch o.c.	*BASEGARD, HA SBS BUR Ply, or TA SBS Ply*	OPTIONAL *CA SBS BUR Ply, LG SBS BUR Ply, HA SBS BUR Ply, or TA SBS Ply*	*CA SBS Cap, LG SBS Cap, HA SBS Cap, or TA SBS Cap*	**-167.5 (Lim. 9)**
C-A-10		Min. 0.5-inch *ISO* installed with *Insulation Adhesive III* ribbon applied in ribbons spaced 12-inch o.c.	-	*DensDeck Prime* installed with *Insulation Adhesive III* ribbon applied in ribbons spaced 12-inch o.c.	*BASEGARD* or *TA APP Ply*	OPTIONAL *TA APP Ply*	*TA APP Cap*	**-167.5 (Lim. 9)**
C-A-11	-	Min. 0.5-inch *ISO* installed with *Insulation Adhesive II* ribbon applied in ribbons spaced 12-inch o.c.	-	*SECUROCK* installed with I.S.O. Stick or Twin Jet applied in ribbons spaced 12-inch o.c.	*BASEGARD, CA SBS BUR Ply, HA SBS BUR Ply, or TA SBS Ply*	OPTIONAL *CA SBS BUR Ply, LG SBS BUR Ply, HA SBS BUR Ply, or TA SBS Ply*	*CA SBS Cap, LG SBS Cap, HA SBS Cap, or TA SBS Cap*	**-175 (Lim. 9)**
C-A-12	*V-Force*	Min. 1.5-inch *ISO* installed with I.S.O. Stick applied in ribbons spaced 12-inch o.c.	OPTIONAL Min. 1-inch *ISO* installed with I.S.O. Stick applied in ribbons spaced 12-inch o.c.	OPTIONAL Min. 1.5-inch *ISO* installed with I.S.O. Stick applied in ribbons spaced 12-inch o.c.	*BASEGARD*	OPTIONAL *HA SBS Ply, or TA SBS Ply*	*HA SBS Cap, or TA SBS Cap*	**-262.5 (Lim. 9)**
C-A-13	OPTIONAL *V-Force* or 1-2 ply of Ply IV or VI in hot asphalt or APP 80 Glass Base, SBS Glass FR Torch, or SBS Poly Torch Base torch adhered	Min. 0.5-inch *ISO* installed with I.S.O. Twin Pack or I.S.O. Spray R applied in ribbons spaced 12-inch o.c.	-	*ISO HD* or *DensDeck Prime* installed with I.S.O. Twin Pack or I.S.O. Spray R applied in ribbons spaced 12-inch o.c.	*BASEGARD*	OPTIONAL *HA SBS Ply, or TA SBS Ply*	*HA SBS Cap, or TA SBS Cap*	**-262.5 (Lim. 9)**

This evaluation report is provided for State of Florida product approval under Rule 61G20-3. The manufacturer shall notify CREEK Technical Services, LLC of any product changes or quality assurance changes throughout the duration for which this report is valid. This evaluation report does not express nor imply warranty, installation, recommended use, or other product attributes that are not specifically addressed herein.

Assemblies with All Layers Adhered over *Concrete Deck* (New or Existing)								
System No.	Vapor Barrier	Base Insulation	Top Insulation	Cover Board	Base Ply	Ply Sheet	Cap Sheet	*MDP (psf)*
C-A-14	*V-Force*	Taper *ISO* installed with I.S.O. Stick applied in ribbons spaced 12-inch o.c.	*ISO HD* or *DensDeck Prime* installed with I.S.O. Stick applied in ribbons spaced 12-inch o.c.	-	*BASEGARD*	OPTIONAL *HA SBS Ply, or TA SBS Ply*	*HA SBS Cap, or TA SBS Cap*	**-262.5 (Lim. 9)**
C-A-15	*V-Force*	Min. 1.5-inch *ISO* installed with I.S.O. Twin Pack Insulation Adhesive or I.S.O. Stick applied in ribbons spaced 12-inch o.c.	-	-	*BASEGARD*	OPTIONAL *HA SBS Ply, or TA SBS Ply*	*HA SBS Cap, or TA SBS Cap*	**-287.5 (Lim. 9)**
C-A-16	OPTIONAL *V-Force* or 1-2 ply of Ply IV or VI in hot asphalt or APP 80 Glass Base, SBS Glass FR Torch, or SBS Poly Torch Base torch adhered	Min. 0.5-inch *ISO* installed with I.S.O. Twin Pack or I.S.O. Spray R applied in ribbons spaced 12-inch o.c.	-	-	*BASEGARD*	OPTIONAL *HA SBS Ply, or TA SBS Ply*	*HA SBS Cap, or TA SBS Cap*	**-287.5 (Lim. 9)**
C-A-17	*V-Force*	Min. 0.5-inch *ISO* installed with I.S.O. Stick applied in ribbons spaced 6-inch o.c.	Min. 1-inch *ISO* installed with I.S.O. Stick applied in ribbons spaced 6-inch o.c.	-	*BASEGARD*	OPTIONAL *HA SBS Ply, or TA SBS Ply*	*HA SBS Cap, or TA SBS Cap*	**-287.5 (Lim. 9)**
C-A-18	*V-Force*	Min. 0.5-inch *ISO* installed with I.S.O. Stick applied in ribbons spaced 6-inch o.c.	Min. 1-inch *ISO* installed with I.S.O. Stick applied in ribbons spaced 6-inch o.c.	*SECUROCK* installed with I.S.O. Stick applied in ribbons spaced 12-inch o.c.	*BASEGARD or CA SBS BUR Ply*	OPTIONAL *CA SBS Ply, LG SBS Ply, HA SBS Ply, or TA SBS Ply*	*CA SBS Cap, LG SBS Cap, HA SBS Cap, or TA SBS Cap*	**-287.5 (Lim. 9)**
C-A-19	-	Min. 0.5-inch *ISO* installed with I.S.O. Stick applied in ribbons spaced 6-inch o.c.	Min. 1-inch *ISO* installed with I.S.O. Stick applied in ribbons spaced 6-inch o.c.	*SECUROCK* installed with I.S.O. Stick applied in ribbons spaced 12-inch o.c.	*BASEGARD or CA SBS BUR Ply*	OPTIONAL *CA SBS Ply, LG SBS Ply, HA SBS Ply, or TA SBS Ply*	*CA SBS Cap, LG SBS Cap, HA SBS Cap, or TA SBS Cap*	**-317.5 (Lim. 9)**

This evaluation report is provided for State of Florida product approval under Rule 61G20-3. The manufacturer shall notify CREEK Technical Services, LLC of any product changes or quality assurance changes throughout the duration for which this report is valid. This evaluation report does not express nor imply warranty, installation, recommended use, or other product attributes that are not specifically addressed herein.

Assemblies with All Layers Adhered over *Concrete Deck* (New or Existing)								
System No.	Vapor Barrier	Base Insulation	Top Insulation	Cover Board	Base Ply	Ply Sheet	Cap Sheet	*MDP (psf)*
C-A-20	OPTIONAL *V-Force* or 1-2 ply of Ply IV or VI in hot asphalt or APP 80 Glass Base, SBS Glass FR Torch, or SBS Poly Torch Base torch adhered	Min. 0.5-inch *ISO* installed with I.S.O. Twin Pack or I.S.O. Spray R applied in ribbons spaced 12-inch o.c.	-	*SECUROCK* installed with I.S.O. Twin Pack or I.S.O. Spray R applied in ribbons spaced 12-inch o.c.	*BASEGARD, CA SBS BUR Ply, HA SBS BUR Ply, or TA SBS Ply*	OPTIONAL *CA SBS Ply, LG SBS Ply, HA SBS Ply, or TA SBS Ply*	*CA SBS Cap, LG SBS Cap, HA SBS Cap, or TA SBS Cap*	**-347.5 (Lim. 9)**
C-A-21	-	Min. 0.5-inch *ISO* installed with *Insulation Adhesive* ribbon applied in ribbons spaced 6-inch o.c.	-	*SECUROCK* installed with I.S.O. Stick applied in ribbons spaced 6-inch o.c.	*BASEGARD, CA SBS BUR Ply, HA SBS BUR Ply, or TA SBS Ply*	OPTIONAL *CA SBS Ply, LG SBS Ply, HA SBS Ply, or TA SBS Ply*	*CA SBS Cap, LG SBS Cap, HA SBS Cap, or TA SBS Cap*	**-347.5 (Lim. 9)**
C-A-22	*V-Force* or 1-2 ply of Ply IV or VI in hot asphalt or APP 80 Glass Base, SBS Glass FR Torch, or SBS Poly Torch Base torch adhered	Min. 0.5-inch *ISO* installed with I.S.O. Twin Pack or I.S.O. Spray R applied in ribbons spaced 12-inch o.c.	-	*SECUROCK* installed with I.S.O. Twin Pack or I.S.O. Spray R applied in ribbons spaced 12-inch o.c.	*BASEGARD or TA SBS Ply*	OPTIONAL *CA SBS Ply, LG SBS Ply, HA SBS Ply, or TA SBS Ply*	*CA SBS Cap, LG SBS Cap, HA SBS Cap, or TA SBS Cap*	**-400 (Lim. 9)**
C-A-23	-	*SECUROCK* installed with I.S.O. Stick applied in ribbons spaced 6-inch o.c.	-	-	*BASEGARD or TA SBS Ply*	OPTIONAL *CA SBS Ply, LG SBS Ply, HA SBS Ply, or TA SBS Ply*	*CA SBS Cap, LG SBS Cap, HA SBS Cap, or TA SBS Cap*	**-400 (Lim. 9)**
C-A-24	*V-Force* or 1-2 ply of Ply IV or VI in hot asphalt or APP 80 Glass Base, SBS Glass FR Torch, or SBS Poly Torch Base torch adhered	Min. 0.5-inch *ISO* installed with I.S.O. Twin Pack or I.S.O. Spray R applied in ribbons spaced 12-inch o.c.	-	*SECUROCK* installed with I.S.O. Twin Pack or I.S.O. Spray R applied in ribbons spaced 12-inch o.c.	SBS Poly Base or SBS Smooth in Multi-Purpose MB Cold Adhesive or ASTM D 312, Type IV Asphalt	OPTIONAL *CA SBS Ply, LG SBS Ply, HA SBS Ply, or TA SBS Ply*	*CA SBS Cap, LG SBS Cap, HA SBS Cap, or TA SBS Cap*	**-400 (Lim. 9)**

This evaluation report is provided for State of Florida product approval under Rule 61G20-3. The manufacturer shall notify CREEK Technical Services, LLC of any product changes or quality assurance changes throughout the duration for which this report is valid. This evaluation report does not express nor imply warranty, installation, recommended use, or other product attributes that are not specifically addressed herein.

Assemblies with All Layers Adhered over *Concrete Deck* (New or Existing)								
System No.	Vapor Barrier	Base Insulation	Top Insulation	Cover Board	Base Ply	Ply Sheet	Cap Sheet	*MDP (psf)*
C-A-25	-	*SECUROCK* installed with I.S.O. Stick applied in ribbons spaced 6-inch o.c.	-	-	SBS Poly Base or SBS Smooth in Multi-Purpose MB Cold Adhesive or ASTM D 312, Type IV Asphalt	OPTIONAL *CA SBS Ply, LG SBS Ply, HA SBS Ply, or TA SBS Ply*	*CA SBS Cap, LG SBS Cap, HA SBS Cap, or TA SBS Cap*	**-400 (Lim. 9)**
C-A-26	*V-Force* or 1-2 ply of Ply IV or VI in hot asphalt or APP 80 Glass Base, SBS Glass FR Torch, or SBS Poly Torch Base torch adhered	Min. 0.5-inch *ISO* installed with I.S.O. Twin Pack or I.S.O. Spray R applied in ribbons spaced 12-inch o.c.	-	*SECUROCK* installed with I.S.O. Twin Pack or I.S.O. Spray R applied in ribbons spaced 12-inch o.c.	*TA APP Ply*	OPTIONAL *TA APP Ply*	*TA APP Cap*	**-462.5 (Lim. 9)**
C-A-27	-	*SECUROCK* installed with I.S.O. Stick applied in ribbons spaced 6-inch o.c.	-	-	*TA APP Ply*	OPTIONAL *TA APP Ply*	*TA APP Cap*	**-462.5 (Lim. 9)**
C-A-28	-	-	-	-	*TA SBS Ply* over deck primed with ASTM D 41 primer	OPTIONAL *TA SBS Ply*	*TA SBS Cap*	**-490 (Lim. 9)**

Assemblies with Adhered Membranes over Fastened Insulation over *Concrete Deck* (New, Existing, or *Recover*)							
System No.	Base Insulation	Top Insulation	Insulation Attachment	Base Ply	Ply Sheet	Cap Sheet	*MDP* (psf)
C-AM-1	OPTIONAL *ISO* or *ISO CG*	Min. 1.5-inch *ISO HD-C*	*CD Fasteners & Plates* or *HD Fasteners & Plates* at 8 *per 4 ft x 8 ft board*	*CA SBS BUR Ply* or *BASEGARD*	OPTIONAL *CA SBS BUR Ply, LG SBS BUR Ply, HA SBS BUR Ply,* or *TA SBS Ply*	*CA SBS Cap, LG SBS Cap, HA SBS Cap, or TA SBS Cap*	**-37.5 (Lim. 7; Non-HVHZ)**

This evaluation report is provided for State of Florida product approval under Rule 61G20-3. The manufacturer shall notify CREEK Technical Services, LLC of any product changes or quality assurance changes throughout the duration for which this report is valid. This evaluation report does not express nor imply warranty, installation, recommended use, or other product attributes that are not specifically addressed herein.

Assemblies with Adhered Membranes over Fastened Insulation over *Concrete Deck* (New, Existing, or *Recover*)							
System No.	Base Insulation	Top Insulation	Insulation Attachment	Base Ply	Ply Sheet	Cap Sheet	*MDP* (psf)
C-AM-2	*DensDeck Prime* secured with *CD Fasteners & Plates* or *HD Fasteners & Plates* at 8 *per 4 ft x 8 ft board* followed by *V-Force*	Min. 1.5-inch *ISO*	I.S.O. Stick or Twin Jet applied in ribbons spaced 12-inch o.c.	*BASEGARD, LG SBS BUR Ply or CA SBS BUR Ply*	OPTIONAL *LG SBS BUR Ply, CA SBS BUR Ply, HA SBS BUR Ply, or TA SBS Ply*	*LG SBS Cap, CA SBS Cap, HA SBS Cap, or TA SBS Cap*	**-45 (Lim. 7; Non-HVHZ)**
C-AM-3	*DensDeck Prime* secured with *CD Fasteners & Plates* or *HD Fasteners & Plates* at 8 *per 4 ft x 8 ft board* followed by *V-Force*	Min. 1.5-inch *ISO*	I.S.O. Stick or Twin Jet applied in ribbons spaced 12-inch o.c.	*CA APP Ply* or *BASEGARD*	OPTIONAL *CA APP Ply* or *TA APP Cap*	*CA APP Cap* or *TA APP Cap*	**-45 (Lim. 7; Non-HVHZ)**
C-AM-4	*DensDeck Prime* secured with *CD Fasteners & Plates* or *HD Fasteners & Plates* at 8 *per 4 ft x 8 ft board* followed by *V-Force*	Layer 1: Tapered *ISO* Layer 2: *ISO HD* or *DensDeck Prime*	Layer 1 & Layer 2 adhered in I.S.O. Stick or Twin Jet applied in ribbons spaced 12-inch o.c.	*BASEGARD* or *CA SBS BUR Ply*, or *TA SBS Ply* with DensDeck Prime only	OPTIONAL *LG SBS BUR Ply, CA SBS BUR Ply, HA SBS BUR Ply, or TA SBS Ply*	*LG SBS Cap, CA SBS Cap, HA SBS Cap, or TA SBS Cap*	**-45 (Lim. 7; Non-HVHZ)**
C-AM-5	*DensDeck Prime* secured with *CD Fasteners & Plates* or *HD Fasteners & Plates* at 8 *per 4 ft x 8 ft board* followed by *V-Force*	Layer 1: Tapered *ISO* Layer 2: *ISO HD* or *DensDeck Prime*,	Layer 1 & Layer 2 adhered in I.S.O. Stick or Twin Jet applied in ribbons spaced 12-inch o.c.	*CA APP Ply* or *TA APP Ply* with DensDeck Prime only	OPTIONAL *CA APP Ply* or *TA APP Ply*	*CA APP Cap* or *TA APP Cap*	**-45 (Lim. 7; Non-HVHZ)**
C-AM-6	OPTIONAL *ISO* or *ISO CG*	Min. 2-inch *ISO*	*CD Fasteners & Plates* or *HD Fasteners & Plates* at *12 per 4 ft x 8 ft board*	*BASEGARD*	OPTIONAL *HA SBS BUR Ply* or *TA SBS Ply*	*HA SBS Cap or TA SBS Cap*	**-45 (Lim. 7; Non-HVHZ)**

This evaluation report is provided for State of Florida product approval under Rule 61G20-3. The manufacturer shall notify CREEK Technical Services, LLC of any product changes or quality assurance changes throughout the duration for which this report is valid. This evaluation report does not express nor imply warranty, installation, recommended use, or other product attributes that are not specifically addressed herein.

Assemblies with Adhered Membranes over Fastened Insulation over *Concrete Deck* (New, Existing, or *Recover*)							
System No.	Base Insulation	Top Insulation	Insulation Attachment	Base Ply	Ply Sheet	Cap Sheet	*MDP* (psf)
C-AM-7	OPTIONAL *ISO* or *ISO CG*	Min. 2-inch *ISO*	*CD Fasteners & Plates* or *HD Fasteners & Plates* at *12 per 4 ft x 8 ft board*	*LG SBS BUR Ply or CA SBS BUR Ply*	OPTIONAL *LG SBS BUR Ply, CA SBS BUR Ply, BASEGARD, HA SBS BUR Ply, or TA SBS Ply*	*LG SBS Cap, CA SBS Cap, HA SBS Cap, or TA SBS Cap*	**-45 (Lim. 7; Non-HVHZ)**
C-AM-8	OPTIONAL *ISO* or *ISO CG*	Min. 2-inch *ISO*	*CD Fasteners & Plates* or *HD Fasteners & Plates* at *12 per 4 ft x 8 ft board*	*CA APP Ply*	OPTIONAL *CA APP Ply* or *TA APP Cap*	*CA APP Cap* or *TA APP Cap*	**-45 (Lim. 7; Non-HVHZ)**
C-AM-9	OPTIONAL *ISO* or *ISO CG*	*SECUROCK*	*CD Fasteners & Plates* or *HD Fasteners & Plates* at *10 per 4 ft x 8 ft board*	*CA APP Ply* or *BASEGARD*	OPTIONAL *CA APP Ply* or *TA APP Ply*	*CA APP Cap* or *TA APP Cap*	**-45 (Lim. 7; Non-HVHZ)**
C-AM-10	OPTIONAL *ISO* or *ISO CG*	*SECUROCK*	*CD Fasteners & Plates* or *HD Fasteners & Plates* at *10 per 4 ft x 8 ft board*	*CA SBS Ply* or *BASEGARD*	OPTIONAL *CA SBS Ply, LG SBS Ply*, *HA SBS BUR Ply*, or *TA SBS Ply*	*CA SBS Cap, LG SBS Cap, HA SBS Cap, or TA SBS Cap*	**-45 (Lim. 7; Non-HVHZ)**
C-AM-11	OPTIONAL *ISO* or *ISO CG*	Min. 0.375-inch *SECUROCK*	*CD Fasteners & Plates* or *HD Fasteners & Plates* at *8 per 4 ft x 8 ft board*	*CA APP Ply* or *BASEGARD*	OPTIONAL *CA APP Ply* or *TA APP Ply*	*CA APP Cap* or *TA APP Cap*	**-45 (Lim. 7; Non-HVHZ)**
C-AM-12	OPTIONAL *ISO* or *ISO CG*	Min. 0.375-inch *SECUROCK*	*CD Fasteners & Plates* or *HD Fasteners & Plates* at *8 per 4 ft x 8 ft board*	*CA SBS Ply* or *BASEGARD*	OPTIONAL *CA SBS Ply, LG SBS Ply*, *HA SBS BUR Ply*, or *TA SBS Ply*	*CA SBS Cap, LG SBS Cap, HA SBS Cap, or TA SBS Cap*	**-45 (Lim. 7; Non-HVHZ)**
C-AM-13	OPTIONAL Min. 2-inch *ISO*, Tapered *ISO* or *ISO CG*	*DensDeck Prime*	*HD Fasteners & Plates* at *18 per 4 ft x 8 ft board*	*TA SBS Ply* or *HA SBS BUR Ply II*	OPTIONAL *TA SBS Ply* or *HA SBS BUR Ply II*	*TA SBS Cap* or *HA SBS Cap*	**-52.5 (Lim. 7)**
C-AM-14	OPTIONAL *ISO* or *ISO CG*	Min. 2-inch *ISO HD-C*	*CD Fasteners & Plates* or *HD Fasteners & Plates* at *12 per 4 ft x 8 ft board*	*CA APP Ply*	OPTIONAL *CA APP Ply* or *TA APP Cap*	*CA APP Cap* or *TA APP Cap*	**-52.5 (Lim. 7)**
C-AM-15	OPTIONAL *ISO* or *ISO CG*	Min. 2-inch *ISO HD-C* laid perpendicular to flutes with staggered end joints	*CD Fasteners & Plates* or *HD Fasteners & Plates* at *8 per 4 ft x 8 ft board*	*CA APP Ply*	OPTIONAL *CA APP Ply* or *TA APP Cap*	*CA APP Cap* or *TA APP Cap*	**-52.5 (Lim. 7)**

This evaluation report is provided for State of Florida product approval under Rule 61G20-3. The manufacturer shall notify CREEK Technical Services, LLC of any product changes or quality assurance changes throughout the duration for which this report is valid. This evaluation report does not express nor imply warranty, installation, recommended use, or other product attributes that are not specifically addressed herein.

Assemblies with Adhered Membranes over Fastened Insulation over *Concrete Deck* (New, Existing, or *Recover*)							
System No.	Base Insulation	Top Insulation	Insulation Attachment	Base Ply	Ply Sheet	Cap Sheet	*MDP* (psf)
C-AM-16	OPTIONAL *ISO* or *ISO CG*	Min. 2-inch *ISO HD-C* laid perpendicular to flutes with staggered end joints	*CD Fasteners & Plates* or *HD Fasteners & Plates* at *8 per 4 ft x 8 ft board*	*CA SBS BUR Ply* or *BASEGARD*	OPTIONAL *CA SBS Ply, LG SBS Ply, HA SBS BUR Ply,* or *TA SBS Ply*	*LG SBS Cap, CA SBS Cap, HA SBS Cap, or TA SBS Cap*	**-52.5 (Lim. 7)**
C-AM-17	OPTIONAL *ISO* or *ISO CG*	Min 2.5-inch *ISO*	*CD Fasteners & Plates* or *HD Fasteners & Plates* at *15 per 4 ft x 8 ft board*	*CA APP Ply* or *BASEGARD*	OPTIONAL *CA APP Ply* or *TA APP Cap*	*CA APP Cap* or *TA APP Cap*	**-52.5 (Lim 7)**
C-AM-18	OPTIONAL *ISO* or *ISO CG*	Min 2.5-inch *ISO*	*CD Fasteners & Plates* or *HD Fasteners & Plates* at *15 per 4 ft x 8 ft board*	*CA SBS Ply* or *BASEGARD*	OPTIONAL *CA SBS Ply, LG SBS Ply, HA SBS BUR Ply,* or *TA SBS Ply*	*CA SBS Cap, LG SBS Cap, HA SBS Cap, or TA SBS Cap*	**-52.5 (Lim 7)**
C-AM-19	Min. 1-inch *ISO* or *ISO CG*	*ISO HD*	*CD Fasteners & Plates* or *HD Fasteners & Plates* at *24 per 4 ft x 8 ft board*	*CA SBS BUR Ply* or *BASEGARD*	OPTIONAL *CA SBS Ply, LG SBS Ply, HA SBS BUR Ply,* or *TA SBS Ply*	*LG SBS Cap, CA SBS Cap, HA SBS Cap, or TA SBS Cap*	**-52.5 (Lim. 7)**
C-AM-20	OPTIONAL *ISO* or *ISO CG*	Min. 1.5-inch *ISO HD-C*	*CD Fasteners & Plates* or *HD Fasteners & Plates* at *12 per 4 ft x 8 ft board*	*CA SBS BUR Ply*	OPTIONAL *CA SBS Ply, LG SBS Ply, BASEGARD, HA SBS BUR Ply,* or *TA SBS Ply*	*LG SBS Cap, CA SBS Cap, HA SBS Cap, or TA SBS Cap*	**-60 (Lim. 7)**
C-AM-21	OPTIONAL *ISO* or *ISO CG*	Min. 1.5-inch *ISO HD-C*	*CD Fasteners & Plates* or *HD Fasteners & Plates* at *12 per 4 ft x 8 ft board*	*CA APP Ply*	OPTIONAL *CA APP Ply* or *TA APP Cap*	*CA APP Cap* or *TA APP Cap*	**-60 (Lim. 7)**
C-AM-22	OPTIONAL *ISO* or *ISO CG*	Min. 1.5-inch *ISO HD-C*	*CD Fasteners & Plates* or *HD Fasteners & Plates* at *12 per 4 ft x 8 ft board*	*BASEGARD*	OPTIONAL *HA SBS BUR Ply* or *TA SBS Ply*	*HA SBS Cap* or *TA SBS Cap*	**-60 (Lim. 7)**
C-AM-23	OPTIONAL *ISO* or *ISO CG*	Min. 1.5-inch *ISO*	*CD Fasteners & Plates* or *HD Fasteners & Plates* at *18 per 4 ft x 8 ft board*	*BASEGARD*	OPTIONAL *HA SBS BUR Ply* or *TA SBS Ply*	*HA SBS Cap or TA SBS Cap*	**-60 (Lim. 7)**
C-AM-24	OPTIONAL *ISO* or *ISO CG*	Min. 1.5-inch *ISO*	*CD Fasteners & Plates* or *HD Fasteners & Plates* at *18 per 4 ft x 8 ft board*	*CA SBS BUR Ply*	OPTIONAL *CA SBS BUR Ply, BASEGARD, HA SBS BUR Ply, or TA SBS Ply*	*CA SBS Cap, HA SBS Cap, or TA SBS Cap*	**-60 (Lim. 7)**

This evaluation report is provided for State of Florida product approval under Rule 61G20-3. The manufacturer shall notify CREEK Technical Services, LLC of any product changes or quality assurance changes throughout the duration for which this report is valid. This evaluation report does not express nor imply warranty, installation, recommended use, or other product attributes that are not specifically addressed herein.

Assemblies with Adhered Membranes over Fastened Insulation over *Concrete Deck* (New, Existing, or *Recover*)							
System No.	Base Insulation	Top Insulation	Insulation Attachment	Base Ply	Ply Sheet	Cap Sheet	*MDP* (psf)
C-AM-25	OPTIONAL *ISO* or *ISO CG*	Min. 1.5-inch *ISO*	*CD Fasteners & Plates* or *HD Fasteners & Plates* at *18 per 4 ft x 8 ft board*	*CA APP Ply* or *BASEGARD*	OPTIONAL *CA APP Ply* or *TA APP Ply*	*CA APP Cap* or *TA APP Cap*	**-60 (Lim. 7)**
C-AM-26	OPTIONAL *ISO* or *ISO CG*	Min. 1.5-inch *ISO*	*CD Fasteners & Plates* or *HD Fasteners & Plates* at *18 per 4 ft x 8 ft board*	*CA APP Ply* or *BASEGARD*	OPTIONAL *CA APP Ply* or *TA APP Ply*	*CA APP Cap* or *TA APP Cap*	**-60 (Lim. 7)**
C-AM-27	Min. 1-inch *ISO* or *ISO CG*	Min. 0.5-inch *SECUROCK*	*CD Fasteners & Plates* or *HD Fasteners & Plates* at *15 per 4 ft x 8 ft board*	*CA APP Ply* or *BASEGARD*	OPTIONAL *CA APP Ply* or *TA APP Ply*	*CA APP Cap* or *TA APP Cap*	**-60 (Lim. 7)**
C-AM-28	Min. 1-inch *ISO* or *ISO CG*	Min. 0.5-inch *SECUROCK*	*CD Fasteners & Plates* or *HD Fasteners & Plates* at *15 per 4 ft x 8 ft board*	*CA SBS Ply* or *BASEGARD*	OPTIONAL *CA SBS Ply, LG SBS Ply*, *HA SBS BUR Ply*, or *TA SBS Ply*	*CA SBS Cap, LG SBS Cap, HA SBS Cap, or TA SBS Cap*	**-60 (Lim. 7)**
C-AM-29	Min 0.5-inch *ISO* or *ISO CG*	Min. 0.5-inch *SECUROCK*	*CD Fasteners & Plates* or *HD Fasteners & Plates* at *18 per 4 ft x 8 ft board*	*CA SBS Ply, BASEGARD* or SBS Base-P fully adhered in Multi-Purpose MB Cold Adhesive	OPTIONAL *CA SBS Ply, LG SBS Ply*, *HA SBS BUR Ply*, or *TA SBS Ply*	*CA SBS Cap, LG SBS Cap, HA SBS Cap, or TA SBS Cap*	**-60 (Lim. 7)**
C-AM-30	OPTIONAL *ISO* or *ISO CG*	Min. 1-inch *ISO CG* or Min. 0.5-inch *DensDeck Prime*	*CD Fasteners & Plates* or *HD Fasteners & Plates* at *20 per 4 ft x 8 ft board*	*CA SBS Ply* (min. 3.75-inch side laps)	OPTIONAL *CA SBS Ply, BASEGARD, HA SBS BUR Ply, or TA SBS Ply* (min. 3.75-inch side laps)	*CA SBS Cap, HA SBS Cap, or TA SBS Cap* (min. 3.75-inch side laps)	**-67.5 (Lim. 7)**
C-AM-31	One or more layers of *ISO* or *ISO CG*	*SECUROCK*	*CD Fasteners & Plates* or *HD Fasteners & Plates* at *18 per 4 ft x 8 ft board*	*CA SBS Ply, HA SBS Ply, or TA SBS Ply* (min. 3.75-inch side laps)	OPTIONAL *CA SBS Ply, HA SBS Ply*, or *TA SBS Ply* (min. 3.75-inch side laps)	*CA SBS Cap, HA SBS Cap*, or *TA SBS Cap* (min. 3.75-inch side laps)	**-67.5 (Lim. 7)**
C-AM-32	One or more layers of *ISO* or *ISO CG*	*SECUROCK*	*CD Fasteners & Plates* or *HD Fasteners & Plates* at *18 per 4 ft x 8 ft board*	*CA APP Ply* or *BASEGARD*	OPTIONAL *CA APP Ply* or *TA APP Ply*	*CA APP Cap* or *TA APP Cap*	**-67.5 (Lim. 7)**
C-AM-33	One or more layers of *ISO* or *ISO CG*	*SECUROCK*	*CD Fasteners & Plates* or *HD Fasteners & Plates* at *18 per 4 ft x 8 ft board*	*BASEGARD*	OPTIONAL *HA SBS BUR Ply* or *TA SBS Ply*	*HA SBS Cap or TA SBS Cap*	**-67.5 (Lim. 7)**
C-AM-34	OPTIONAL *ISO* or *ISO CG*	Min. 1-inch *ISO CG* or Min. 0.5-inch *DensDeck Prime*	*CD Fasteners & Plates* or *HD Fasteners & Plates* at *20 per 4 ft x 8 ft board*	*BASEGARD*	OPTIONAL *HA SBS BUR Ply* or *TA SBS Ply*	*HA SBS Cap or TA SBS Cap*	**-67.5 (Lim. 7)**

This evaluation report is provided for State of Florida product approval under Rule 61G20-3. The manufacturer shall notify CREEK Technical Services, LLC of any product changes or quality assurance changes throughout the duration for which this report is valid. This evaluation report does not express nor imply warranty, installation, recommended use, or other product attributes that are not specifically addressed herein.

Assemblies with Adhered Membranes over Fastened Insulation over *Concrete Deck* (New, Existing, or *Recover*)							
System No.	Base Insulation	Top Insulation	Insulation Attachment	Base Ply	Ply Sheet	Cap Sheet	*MDP* (psf)
C-AM-35	OPTIONAL Min. 2-inch *ISO*, Tapered *ISO* or *ISO CG*	Min. 0.5-inch *DensDeck Prime*	*HD Fasteners & Plates* at *18 per 4 ft x 8 ft board*	*TA SBS Ply* or *HA SBS BUR Ply II*	OPTIONAL *TA SBS Ply* or *HA SBS BUR Ply II*	*TA SBS Cap* or *HA SBS Cap*	**-67.5 (Lim. 7)**
C-AM-36	One or more layers of *ISO* or *ISO CG*	Min. 0.5-inch *DensDeck Prime*	*CD Fasteners & Plates* or *HD Fasteners & Plates* at *24 per 4 ft x 8 ft board*	*BASEGARD*	OPTIONAL *HA SBS BUR Ply* or *TA SBS Ply*	*HA SBS Cap or TA SBS Cap*	**-75 (Lim. 7)**
C-AM-37	One or more layers of *ISO* or *ISO CG*	Min. 0.5-inch *DensDeck Prime*	*CD Fasteners & Plates* or *HD Fasteners & Plates* at *24 per 4 ft x 8 ft board*	*CA SBS Ply, HA SBS BUR Ply, or TA SBS Ply*	OPTIONAL *CA SBS Ply, BASEGARD, HA SBS BUR Ply,* or *TA SBS Ply*	*CA SBS Cap, HA SBS Cap, or TA SBS Cap*	**-75 (Lim. 7)**
C-AM-38	One or more layers of *ISO* or *ISO CG*	Min. 0.5-inch *SECUROCK*	*CD Fasteners & Plates* or *HD Fasteners & Plates* at *18 per 4 ft x 8 ft board*	*CA SBS Ply, HA SBS Ply, or TA SBS Ply* (min. 3.75-inch side laps)	OPTIONAL *CA SBS Ply, HA SBS Ply,* or *TA SBS Ply* (min. 3.75-inch side laps)	*CA SBS Cap, HA SBS Cap,* or *TA SBS Cap* (min. 3.75-inch side laps)	**-75 (Lim. 7)**
C-AM-39	One or more layers of *ISO* or *ISO CG*	Min. 0.5-inch *SECUROCK*	*CD Fasteners & Plates* or *HD Fasteners & Plates* at *18 per 4 ft x 8 ft board*	*BASEGARD*	OPTIONAL *HA SBS BUR Ply* or *TA SBS Ply*	*HA SBS Cap or TA SBS Cap*	**-75 (Lim. 7)**
C-AM-40	One or more layers of *ISO* or *ISO CG*	Min. 0.5-inch *SECUROCK*	*CD Fasteners & Plates* or *HD Fasteners & Plates* at *18 per 4 ft x 8 ft board*	*CA APP Ply* or *TA APP Ply*	OPTIONAL *CA APP Ply* or *TA APP Ply*	*CA APP Cap* or *TA APP Cap*	**-75 (Lim. 7)**
C-AM-41	OPTIONAL *ISO* or *ISO CG*	Min. 1.5-inch *ISO HD-C*	*CD Fasteners & Plates* or *HD Fasteners & Plates* at *18 per 4 ft x 8 ft board*	*CA SBS BUR Ply*	OPTIONAL *CA SBS Ply, LG SBS Ply, BASEGARD, HA SBS BUR Ply,* or *TA SBS Ply*	*LG SBS Cap, CA SBS Cap, HA SBS Cap, or TA SBS Cap*	**-75 (Lim. 7)**
C-AM-42	OPTIONAL *ISO* or *ISO CG*	Min. 1.5-inch *ISO HD-C*	*CD Fasteners & Plates* or *HD Fasteners & Plates* at *18 per 4 ft x 8 ft board*	*BASEGARD*	OPTIONAL *HA SBS BUR Ply* or *TA SBS Ply*	*HA SBS Cap* or *TA SBS Cap*	**-75 (Lim. 7)**
C-AM-43	OPTIONAL Min. 2-inch *ISO*, Tapered *ISO* or *ISO CG*	Min. 0.5-inch *DensDeck Prime*	*HD Fasteners & Plates* at *20 per 4 ft x 8 ft board*	*TA SBS Ply* or *HA SBS BUR Ply II*	OPTIONAL *TA SBS Ply* or *HA SBS BUR Ply II*	*TA SBS Cap* or *HA SBS Cap*	**-75 (Lim. 7)**
C-AM-44	One or more layers of *ISO* or *ISO CG*	Min. 0.5-inch *DensDeck Prime*	*CD Fasteners & Plates* or *HD Fasteners & Plates at 20 per 4 ft x 8 ft board*	*CA APP Ply* or *TA APP Ply*	OPTIONAL *CA APP Ply* or *TA APP Ply*	*CA APP Cap* or *TA APP Cap*	**-82.5 (Lim. 7)**
C-AM-45	One or more layers of *ISO* or *ISO CG*	Min. 0.5-inch *SECUROCK*	*CD Fasteners & Plates* or *HD Fasteners & Plates* at *18 per 4 ft x 8 ft board*	*CA APP Ply* or *TA APP Ply*	OPTIONAL *CA APP Ply* or *TA APP Ply*	*CA APP Cap* or *TA APP Cap*	**-90 (Lim. 7)**

This evaluation report is provided for State of Florida product approval under Rule 61G20-3. The manufacturer shall notify CREEK Technical Services, LLC of any product changes or quality assurance changes throughout the duration for which this report is valid. This evaluation report does not express nor imply warranty, installation, recommended use, or other product attributes that are not specifically addressed herein.

Assemblies with Adhered Membranes over Fastened Insulation over *Concrete Deck* (New, Existing, or *Recover*)							
System No.	Base Insulation	Top Insulation	Insulation Attachment	Base Ply	Ply Sheet	Cap Sheet	*MDP* (psf)
C-AM-46	OPTIONAL *ISO* or *ISO CG*	Min. 2-inch *ISO* or *ISO HD-C*	*CD Fasteners & Plates* or *HD Fasteners & Plates* at *18 per 4 ft x 8 ft board*	*CA APP Ply*	OPTIONAL *CA APP Ply*	*CA APP Cap* *TA APP Cap*	**-90 (Lim. 7)**
C-AM-47	Min. 1.5-inch *ISO*	Min. 0.5-inch *SECUROCK*	*CD Fasteners & Plates* or *HD Fasteners & Plates* at *22 per 4 ft x 8 ft board*	*CA SBS Ply* or *TA SBS Ply* (min. 3.75-inch side laps)	OPTIONAL *CA SBS Ply,* *HA SBS BUR Ply,* or *TA SBS Ply* (min. 3.75-inch side laps)	*CA SBS Cap,* *HA SBS Cap,* or *TA SBS Cap* (min. 3.75-inch side laps)	**-90 (Lim. 7)**
C-AM-48	OPTIONAL *ISO* or *ISO CG*	Min 2.5-inch *ISO*	*CD Fasteners & Plates* or *HD Fasteners & Plates* at *32 per 4 ft x 8 ft board*	*CA APP Ply* or *BASEGARD*	OPTIONAL *CA APP Ply* or *TA APP Ply*	*CA APP Cap* or *TA APP Cap*	**-97.5 (Lim 7)**
C-AM-49	OPTIONAL *ISO* or *ISO CG*	Min 2.5-inch *ISO*	*CD Fasteners & Plates* or *HD Fasteners & Plates* at *32 per 4 ft x 8 ft board*	*CA SBS Ply* or *BASEGARD*	OPTIONAL *CA SBS Ply,* *LG SBS Ply*, *HA SBS BUR Ply,* or *TA SBS Ply*	*CA SBS Cap,* *LG SBS Cap,* *HA SBS Cap, or* *TA SBS Cap*	**-97.5 (Lim 7)**
C-AM-50	OPTIONAL Min. 2-inch *ISO*, Tapered *ISO* or *ISO CG*	Min. 0.5-inch *DensDeck Prime*	*HD Fasteners & Plates* at *24 per 4 ft x 8 ft board*	*TA SBS Ply* or *HA SBS BUR Ply II*	OPTIONAL *TA SBS Ply* or *HA SBS BUR Ply II*	*TA SBS Cap* or *HA SBS Cap*	**-97.5 (Lim. 7)**
C-AM-51	Min. 1.5-inch *ISO*	Min. 0.5-inch *SECUROCK*	*CD Fasteners & Plates* or *HD Fasteners & Plates* at *32 per 4 ft x 8 ft board*	*TA SBS Ply*	OPTIONAL *TA SBS Ply*	*TA SBS Cap*	**-150 (Lim. 7)**
C-AM-52	OPTIONAL Layer 2: Min. 2-inch *ISO*, Tapered *ISO* or *ISO CG*	Min. 0.5-inch *DensDeck Prime*	*HD Fasteners & Plates* at *32 per 4 ft x 8 ft board*	*TA SBS Ply* or *HA SBS BUR Ply II*	OPTIONAL *TA SBS Ply* or *HA SBS BUR Ply II*	*TA SBS Cap* or *HA SBS Cap*	**-157.5 (Lim. 7)**

Adhered Assemblies over Cementitious Wood Fiber Deck (New or Existing)								
System No.	Base Insulation	Base Attachment	Top Insulation	Top Attachment	Base Ply	Ply Sheet	Cap Sheet	*MDP (psf)*
CW-A-1	Min. 400 psi Celcore MF with HS Rheology Admixture	Poured-in-place	*DensDeck Prime*	I.S.O. Sick or Twin Jet Ribbons spaced 12-inch o.c.	*CA SBS BUR Ply,* *BASEGARD,* *HA SBS BUR Ply,* or *TA SBS Ply*	OPTIONAL *CA SBS BUR Ply,* *LG SBS Ply,* *HA SBS BUR Ply,* or *TA SBS Ply*	*CA SBS Cap,* *LG SBS Cap,* *HA SBS Cap,* *or TA SBS Cap*	**-145 (Lim. 9)**

This evaluation report is provided for State of Florida product approval under Rule 61G20-3. The manufacturer shall notify CREEK Technical Services, LLC of any product changes or quality assurance changes throughout the duration for which this report is valid. This evaluation report does not express nor imply warranty, installation, recommended use, or other product attributes that are not specifically addressed herein.

Adhered Assemblies over Cementitious Wood Fiber Deck (New or Existing)								
System No.	Base Insulation	Base Attachment	Top Insulation	Top Attachment	Base Ply	Ply Sheet	Cap Sheet	*MDP (psf)*
CW-A-2	Min. 0.5-inch *ISO*	I.S.O. Stick or Twin Jet; Ribbons spaced 12-inch o.c.	*SECUROCK*	I.S.O. Sick Ribbons spaced 12-inch o.c.	*CA SBS BUR Ply, BASEGARD, HA SBS BUR Ply,* or *TA SBS Ply*	OPTIONAL *CA SBS BUR Ply, LG SBS Ply, HA SBS BUR Ply,* or *TA SBS Ply*	*LG SBS Cap, CA SBS Cap, HA SBS Cap, or TA SBS Cap*	**-202.5 (Lim. 9)**

Lightweight Concrete Assemblies with All Layers Adhered over *Concrete Deck* (New or Existing)								
System No.	Vapor Barrier	LWIC	Insulation/ Cover Board	Insulation/Cover Board Attachment	Base Ply	Ply Sheet	Cap Sheet	*MDP (psf)*
LC-A-1	OPTIONAL *SBS TA Vapor Barrier*	Min. 300 psi *LWIC*	Min. 2-inch *ISO*	*CD Fasteners & Plates* or *HD Fasteners & Plates* at *18 per 4 ft x 8 ft board*	*BASEGARD*	OPTIONAL *HA SBS BUR Ply* or *TA SBS Ply*	*HA SBS Cap or TA SBS Cap*	**-60 (Lim. 9)**
LC-A-2	OPTIONAL *SBS TA Vapor Barrier*	Min. 300 psi *LWIC*	Min. 2-inch *ISO*	*CD Fasteners & Plates* or *HD Fasteners & Plates* at *18 per 4 ft x 8 ft board*	*CA APP Ply* or *BASEGARD*	OPTIONAL *CA APP Ply* or *TA APP Ply*	*CA APP Cap* or *TA APP Cap*	**-60 (Lim. 9)**
LC-A-3	OPTIONAL *SBS TA Vapor Barrier*	Min. 300 psi *LWIC*	Min. 2-inch *ISO*	*CD Fasteners & Plates* or *HD Fasteners & Plates* at *18 per 4 ft x 8 ft board*	*CA SBS BUR Ply*	OPTIONAL *CA SBS BUR Ply, BASEGARD, HA SBS BUR Ply, or TA SBS Ply*	*CA SBS Cap, HA SBS Cap, or TA SBS Cap*	**-60 (Lim. 9)**
LC-A-4	-	Min. 200 psi Cellular Lightweight Concrete (MCRF ≥ 80 lbf using Elevate 1.7-inch LWC Base-Ply Fastener)	*DensDeck Prime*	I.S.O. Stick or Twin Jet Ribbons spaced 12-inch o.c.	*CA SBS BUR Ply, BASEGARD, HA SBS BUR Ply,* or *TA SBS Ply*	OPTIONAL *CA SBS BUR Ply, LG SBS BUR Ply, HA SBS BUR Ply,* or *TA SBS Ply*	*CA SBS Cap, LG SBS Cap, HA SBS Cap, or TA SBS Cap*	**-76.5 (Lim. 9)**
LC-A-5	-	Min. 200 psi Cellular Lightweight Concrete (MCRF ≥ 80 lbf using Elevate 1.7-inch LWC Base-Ply Fastener)	*DensDeck Prime*	I.S.O. Stick or Twin Jet Ribbons spaced 12-inch o.c.	*CA APP Ply* or *BASEGARD*	OPTIONAL *CA APP Ply* or *TA APP Ply*	*CA APP Cap* or *TA APP Cap*	**-76.5 (Lim. 9)**
LC-A-6	-	Min. 200 psi Cellular Lightweight Concrete (MCRF ≥ 80 lbf using Elevate 1.7-inch LWC Base-Ply Fastener)	*ISO HD*	I.S.O. Twin Pack Insulation Adhesive or Twin Jet Ribbons spaced 12-inch o.c.	*CA SBS BUR Ply, BASEGARD, HA SBS BUR Ply,* or *TA SBS Ply*	OPTIONAL *CA SBS BUR Ply, LG SBS BUR Ply, HA SBS BUR Ply,* or *TA SBS Ply*	*CA SBS Cap, LG SBS Cap, HA SBS Cap, or TA SBS Cap*	**-76.5 (Lim. 9)**

This evaluation report is provided for State of Florida product approval under Rule 61G20-3. The manufacturer shall notify CREEK Technical Services, LLC of any product changes or quality assurance changes throughout the duration for which this report is valid. This evaluation report does not express nor imply warranty, installation, recommended use, or other product attributes that are not specifically addressed herein.

Lightweight Concrete Assemblies with All Layers Adhered over *Concrete Deck* (New or Existing)								
System No.	Vapor Barrier	LWIC	Insulation/ Cover Board	Insulation/Cover Board Attachment	Base Ply	Ply Sheet	Cap Sheet	*MDP (psf)*
LC-A-7	-	Min. 200 psi Cellular Lightweight Concrete (MCRF ≥ 80 lbf using Elevate 1.7-inch LWC Base-Ply Fastener)	*ISO HD*	I.S.O. Twin Pack Insulation Adhesive or Twin Jet Ribbons spaced 12-inch o.c.	*CA APP Ply* or *BASEGARD*	OPTIONAL *CA APP Ply* or *TA APP Ply*	*CA APP Cap* or *TA APP Cap*	**-76.5 (Lim. 9)**
LC-A-8	OPTIONAL *SBS TA Vapor Barrier*	Min. 300 psi Celcore MF with HS Rheology Admixture	*DensDeck Prime*	I.S.O. Stick or Twin Jet Ribbons spaced 12-inch o.c.	*CA SBS BUR Ply, BASEGARD, HA SBS BUR Ply,* or *TA SBS Ply*	OPTIONAL *CA SBS BUR Ply, LG SBS BUR Ply, HA SBS BUR Ply,* or *TA SBS Ply*	*CA SBS Cap, LG SBS Cap, HA SBS Cap, or TA SBS Cap*	**-106 (Lim. 9)**
LC-A-9	OPTIONAL *SBS TA Vapor Barrier*	Min. 300 psi Celcore MF with HS Rheology Admixture	*DensDeck Prime*	I.S.O. Stick or Twin Jet Ribbons spaced 12-inch o.c.	*CA APP Ply* or *BASEGARD*	OPTIONAL *CA APP Ply* or *TA APP Ply*	*CA APP Cap* or *TA APP Cap*	**-106 (Lim. 9)**
LC-A-10	OPTIONAL *SBS TA Vapor Barrier*	Min. 300 psi Celcore MF with HS Rheology Admixture	*ISO HD*	I.S.O. Twin Pack Insulation Adhesive or Twin Jet Ribbons spaced 12-inch o.c.	*CA SBS BUR Ply, BASEGARD, HA SBS BUR Ply,* or *TA SBS Ply*	OPTIONAL *CA SBS BUR Ply, LG SBS BUR Ply, HA SBS BUR Ply,* or *TA SBS Ply*	*CA SBS Cap, LG SBS Cap, HA SBS Cap, or TA SBS Cap*	**-106 (Lim. 9)**
LC-A-11	OPTIONAL *SBS TA Vapor Barrier*	Min. 300 psi Celcore MF with HS Rheology Admixture	*ISO HD*	I.S.O. Twin Pack Insulation Adhesive or Twin Jet Ribbons spaced 12-inch o.c.	*CA APP Ply* or *BASEGARD*	OPTIONAL *CA APP Ply* or *TA APP Ply*	*CA APP Cap* or *TA APP Cap*	**-106 (Lim. 9)**
LC-A-12	OPTIONAL *SBS TA Vapor Barrier*	Min. 400 psi Celcore MF with HS Rheology Admixture	*SECUROCK*	*Insulation Adhesive III* Ribbons spaced 12-inch o.c.	*CA SBS BUR Ply, BASEGARD, HA SBS BUR Ply,* or *TA SBS Ply*	OPTIONAL *CA SBS BUR Ply, LG SBS BUR Ply, HA SBS BUR Ply,* or *TA SBS Ply*	*LG SBS Cap, CA SBS Cap, HA SBS Cap, or TA SBS Cap*	**-127.5 (Lim. 9)**
LC-A-13	OPTIONAL *SBS TA Vapor Barrier*	Min. 400 psi Celcore MF with HS Rheology Admixture	*SECUROCK*	*Insulation Adhesive III* Ribbons spaced 12-inch o.c.	*CA APP Ply* or *BASEGARD*	OPTIONAL *CA APP Ply* or *TA APP Ply*	*CA APP Cap* or *TA APP Cap*	**-127.5 (Lim. 9)**
LC-A-14	-	Min. 350 psi Celcore MF with HS Rheology Admixture	Min. 1-inch *ISO* or *ISO CG*, Min. 2-inch *ISO HS-C*, *ISO HD*, or *DensDeck Prime*	I.S.O. Twin Pack Insulation Adhesive, I.S.O. Stick, or Twin Jet Ribbons spaced 12-inch o.c.	*CA APP Ply* or *BASEGARD*	OPTIONAL *CA APP Ply* or *TA APP Ply*	*CA APP Cap* or *TA APP Cap*	**-135 (Lim. 9)**

This evaluation report is provided for State of Florida product approval under Rule 61G20-3. The manufacturer shall notify CREEK Technical Services, LLC of any product changes or quality assurance changes throughout the duration for which this report is valid. This evaluation report does not express nor imply warranty, installation, recommended use, or other product attributes that are not specifically addressed herein.

Lightweight Concrete Assemblies with All Layers Adhered over *Concrete Deck* (New or Existing)								
System No.	Vapor Barrier	LWIC	Insulation/ Cover Board	Insulation/Cover Board Attachment	Base Ply	Ply Sheet	Cap Sheet	*MDP (psf)*
LC-A-15	-	Min. 350 psi Celcore MF with HS Rheology Admixture	Min. 1.5-inch *ISO* or *ISO CG* followed by *ISO HD*	I.S.O. Twin Pack Insulation Adhesive or I.S.O. Stick or Twin Jet Ribbons spaced 12-inch o.c.	*CA APP Ply* or *BASEGARD*	OPTIONAL *CA APP Ply* or *TA APP Ply*	*CA APP Cap* or *TA APP Cap*	**-135 (Lim. 9)**
LC-A-16	-	Min. 350 psi Celcore MF with HS Rheology Admixture	Min. 1.5-inch *ISO* or *ISO CG* followed by *DensDeck Prime*	I.S.O. Twin Pack Insulation Adhesive or I.S.O. Stick or Twin Jet Ribbons spaced 12-inch o.c.	*CA APP Ply* or *BASEGARD*	OPTIONAL *CA APP Ply* or *TA APP Ply*	*CA APP Cap* or *TA APP Cap*	**-135 (Lim. 9)**
LC-A-17	-	Min. 350 psi Celcore MF with HS Rheology Admixture	Min. 1-inch *ISO* or *ISO CG*, Min. 2-inch *ISO HS-C*, or *ISO HD*	I.S.O. Twin Pack Insulation Adhesive or I.S.O. Stick or Twin Jet Ribbons spaced 12-inch o.c.	*CA SBS BUR Ply* or *BASEGARD*	OPTIONAL *CA SBS BUR Ply, LG SBS BUR Ply, HA SBS BUR Ply,* or *TA SBS Ply*	*LG SBS Cap, CA SBS Cap, HA SBS Cap, or TA SBS Cap*	**-140 (Lim. 9)**
LC-A-18	-	Min. 350 psi Celcore MF with HS Rheology Admixture	Min. 1.5-inch *ISO* or *ISO CG* followed by *ISO HD*	I.S.O. Twin Pack Insulation Adhesive or I.S.O. Stick or Twin Jet Ribbons spaced 12-inch o.c.	*CA SBS BUR Ply* or *BASEGARD*	OPTIONAL *CA SBS BUR Ply, LG SBS BUR Ply, HA SBS BUR Ply,* or *TA SBS Ply*	*LG SBS Cap, CA SBS Cap, HA SBS Cap, or TA SBS Cap*	**-140 (Lim. 9)**
LC-A-19	-	Min. 350 psi Celcore MF with HS Rheology Admixture	Min. 1.5-inch *ISO* or *ISO CG* followed by *DensDeck Prime*	I.S.O. Twin Pack Insulation Adhesive or I.S.O. Stick or Twin Jet Ribbons spaced 12-inch o.c.	*HA SBS BUR Ply,* or *TA SBS Ply*	OPTIONAL *CA SBS BUR Ply, LG SBS BUR Ply, HA SBS BUR Ply,* or *TA SBS Ply*	*LG SBS Cap, CA SBS Cap, HA SBS Cap, or TA SBS Cap*	**-140 (Lim. 9)**
LC-A-20	-	Min. 300 psi Elastizell	*DensDeck Prime*	I.S.O. Stick or Twin Jet Ribbons spaced 12-inch o.c.	SBS Poly Base adhered with Elevate Multi-Purpose MB Cold Adhesive	OPTIONAL *CA SBS Ply, LG SBS Ply, HA SBS Ply, or TA SBS Ply*	*CA SBS Cap, LG SBS Cap, HA SBS Cap, or TA SBS Cap*	**-144.5 (Lim. 9)**
LC-A-21	-	Min. 300 psi Elastizell	*ISO HD*	I.S.O. Twin Pack Insulation Adhesive or Twin Jet Ribbons spaced 12-inch o.c.	SBS Poly Base adhered with Elevate Multi-Purpose MB Cold Adhesive	OPTIONAL *CA SBS Ply, LG SBS Ply, HA SBS Ply, or TA SBS Ply*	*CA SBS Cap, LG SBS Cap, HA SBS Cap, or TA SBS Cap*	**-144.5 (Lim. 9)**
LC-A-22	-	Min. 300 psi Celcore MF with HS Rheology Admixture	*ISO HD*	*Insulation Adhesive III* Ribbons spaced 12-inch o.c.	*BASEGARD*	OPTIONAL *HA SBS BUR Ply,* or *TA SBS Ply*	*LG SBS Cap, CA SBS Cap, HA SBS Cap, or TA SBS Cap*	**-172.5 (Lim. 9)**

This evaluation report is provided for State of Florida product approval under Rule 61G20-3. The manufacturer shall notify CREEK Technical Services, LLC of any product changes or quality assurance changes throughout the duration for which this report is valid. This evaluation report does not express nor imply warranty, installation, recommended use, or other product attributes that are not specifically addressed herein.

Lightweight Concrete Assemblies with All Layers Adhered over *Concrete Deck* (New or Existing)								
System No.	Vapor Barrier	LWIC	Insulation/ Cover Board	Insulation/Cover Board Attachment	Base Ply	Ply Sheet	Cap Sheet	*MDP (psf)*
LC-A-23	-	Min. 300 psi Celcore MF with HS Rheology Admixture	*DensDeck Prime*	I.S.O. Stick or Twin Jet Ribbons spaced 12-inch o.c.	*BASEGARD*	OPTIONAL *HA SBS BUR Ply*, or *TA SBS Ply*	*LG SBS Cap, CA SBS Cap, HA SBS Cap, or TA SBS Cap*	**-177.5 (Lim. 9)**
LC-A-24	-	Min. 300 psi Celcore MF with HS Rheology Admixture	Min. 1-inch *ISO*	*Insulation Adhesive III* Ribbons spaced 12-inch o.c.	*BASEGARD*	OPTIONAL *HA SBS BUR Ply*, or *TA SBS Ply*	*LG SBS Cap, CA SBS Cap, HA SBS Cap, or TA SBS Cap*	**-177.5 (Lim. 9)**
LC-A-25	-	Min. 350 psi Celcore MF with HS Rheology Admixture	Min. 1-inch *ISO CG*	I.S.O. Twin Pack Insulation Adhesive Ribbons spaced 12-inch o.c.	*BASEGARD*	OPTIONAL *TA APP Ply*	*TA APP Cap*	**-187.5 (Lim. 9)**
LC-A-26	-	Min. 350 psi Celcore MF with HS Rheology Admixture	Min. 1-inch *ISO CG*, or Min. 2-inch *ISO HD-C*	I.S.O. Stick Ribbons spaced 12-inch o.c.	*BASEGARD*	OPTIONAL *TA APP Ply*	*TA APP Cap*	**-187.5 (Lim. 9)**
LC-A-27	-	Min. 350 psi Celcore MF with HS Rheology Admixture	Min. 1.5-inch *ISO* or *ISO CG* followed by *ISO HD*	I.S.O. Stick Ribbons spaced 12-inch o.c.	*BASEGARD*	OPTIONAL *TA APP Ply*	*TA APP Cap*	**-187.5 (Lim. 9)**
LC-A-28	-	Min. 350 psi Celcore MF with HS Rheology Admixture	Min. 1-inch *ISO CG*	I.S.O. Twin Pack Insulation Adhesive Ribbons spaced 12-inch o.c.	*BASEGARD*	OPTIONAL *TA SBS Ply*	*TA SBS Cap*	**-187.5 (Lim. 9)**
LC-A-29	-	Min. 350 psi Celcore MF with HS Rheology Admixture	Min. 1.5-inch *ISO* or *ISO CG* followed by *DensDeck Prime*	I.S.O. Twin Pack Insulation Adhesive Ribbons spaced 12-inch o.c.	*BASEGARD*	OPTIONAL *HA SBS Ply*	*HA SBS Cap*	**-187.5 (Lim. 9)**
LC-A-30	-	Min. 350 psi Celcore MF with HS Rheology Admixture	Min. 1-inch *ISO* or *ISO CG*, or Min. 2-inch *ISO HD-C*	I.S.O. Stick Ribbons spaced 12-inch o.c.	*BASEGARD*	OPTIONAL *HA SBS Ply* or *TA SBS Ply*	*HA SBS Cap* or *TA SBS Cap*	**-187.5 (Lim. 9)**

This evaluation report is provided for State of Florida product approval under Rule 61G20-3. The manufacturer shall notify CREEK Technical Services, LLC of any product changes or quality assurance changes throughout the duration for which this report is valid. This evaluation report does not express nor imply warranty, installation, recommended use, or other product attributes that are not specifically addressed herein.

Lightweight Concrete Assemblies with All Layers Adhered over *Concrete Deck* (New or Existing)								
System No.	Vapor Barrier	LWIC	Insulation/ Cover Board	Insulation/Cover Board Attachment	Base Ply	Ply Sheet	Cap Sheet	*MDP (psf)*
LC-A-31	-	Min. 350 psi Celcore MF with HS Rheology Admixture	Min. 1.5-inch *ISO* or *ISO CG* followed by *ISO HD*	I.S.O. Stick Ribbons spaced 12-inch o.c.	*BASEGARD*	OPTIONAL *HA SBS Ply* or *TA SBS Ply*	*HA SBS Cap* or *TA SBS Cap*	**-187.5 (Lim. 9)**
LC-A-32	-	Min. 350 psi Celcore MF with HS Rheology Admixture	Min. 1.5-inch *ISO* or *ISO CG* followed by *DensDeck Prime*	I.S.O. Stick Ribbons spaced 12-inch o.c.	*BASEGARD*	OPTIONAL *HA SBS Ply*	*HA SBS Cap*	**-187.5 (Lim. 9)**
LC-A-33	-	Min. 350 psi Celcore MF with HS Rheology Admixture	Min. 1.5-inch *ISO* or *ISO CG* followed by *DensDeck Prime*	I.S.O. Stick Ribbons spaced 12-inch o.c.	*TA APP Ply*	OPTIONAL *TA APP Ply*	*TA APP Cap*	**-187.5 (Lim. 9)**
LC-A-34	-	Min. 350 psi Celcore MF with HS Rheology Admixture	Min. 2-inch *ISO HD-C*	I.S.O. Twin Pack Insulation Adhesive Ribbons spaced 12-inch o.c.	*BASEGARD*	OPTIONAL *HA SBS Ply*	*HA SBS Cap*	**-187.5 (Lim. 9)**
LC-A-35	-	Min. 350 psi Celcore MF with HS Rheology Admixture	Min. 1.5-inch *ISO* or *ISO CG* followed by *ISO HD*	I.S.O. Twin Pack Insulation Adhesive Ribbons spaced 12-inch o.c.	*BASEGARD*	OPTIONAL *HA SBS Ply*	*HA SBS Cap*	**-187.5 (Lim. 9)**
LC-A-36	-	Min. 350 psi Celcore MF with HS Rheology Admixture	Min. 1-inch *ISO CG*	I.S.O. Twin Pack Insulation Adhesive Ribbons spaced 12-inch o.c.	*BASEGARD*	OPTIONAL *HA SBS Ply*	*HA SBS Cap*	**-202.5 (Lim. 9)**
LC-A-37	-	Min. 350 psi Celcore MF with HS Rheology Admixture	Min. 1-inch *ISO*	I.S.O. Twin Pack Insulation Adhesive Ribbons spaced 12-inch o.c.	*BASEGARD*	OPTIONAL *TA SBS Ply*	*TA SBS Cap*	**-210 (Lim. 9)**
LC-A-38	-	Min. 350 psi Celcore MF with HS Rheology Admixture	Min. 1-inch *ISO*	I.S.O. Twin Pack Insulation Adhesive Ribbons spaced 12-inch o.c.	*BASEGARD*	OPTIONAL *HA SBS Ply*	*HA SBS Cap*	**-217.5 (Lim. 9)**

This evaluation report is provided for State of Florida product approval under Rule 61G20-3. The manufacturer shall notify CREEK Technical Services, LLC of any product changes or quality assurance changes throughout the duration for which this report is valid. This evaluation report does not express nor imply warranty, installation, recommended use, or other product attributes that are not specifically addressed herein.

Lightweight Concrete Assemblies with All Layers Adhered over *Concrete Deck* (New or Existing)								
System No.	Vapor Barrier	LWIC	Insulation/ Cover Board	Insulation/Cover Board Attachment	Base Ply	Ply Sheet	Cap Sheet	*MDP (psf)*
LC-A-39	-	Min. 350 psi Celcore MF with HS Rheology Admixture	Min. 2-inch *ISO HD-C*	I.S.O. Twin Pack Insulation Adhesive Ribbons spaced 12-inch o.c.	*BASEGARD*	OPTIONAL *TA SBS Ply*	*TA SBS Cap*	**-217.5 (Lim. 9)**
LC-A-40	-	Min. 350 psi Celcore MF with HS Rheology Admixture	Min. 1.5-inch *ISO* or *ISO CG* followed by *ISO HD*	I.S.O. Twin Pack Insulation Adhesive Ribbons spaced 12-inch o.c.	*BASEGARD*	OPTIONAL *TA SBS Ply*	*TA SBS Cap*	**-217.5 (Lim. 9)**
LC-A-41	-	Min. 350 psi Celcore MF with HS Rheology Admixture	Min. 2-inch *ISO HD-C*	I.S.O. Twin Pack Insulation Adhesive Ribbons spaced 12-inch o.c.	*BASEGARD*	OPTIONAL *TA APP Ply*	*TA APP Cap*	**-217.5 (Lim. 9)**
LC-A-42	-	Min. 350 psi Celcore MF with HS Rheology Admixture	Min. 1.5-inch *ISO* or *ISO CG* followed by *ISO HD*	I.S.O. Twin Pack Insulation Adhesive Ribbons spaced 12-inch o.c.	*BASEGARD*	OPTIONAL *TA APP Ply*	*TA APP Cap*	**-217.5 (Lim. 9)**
LC-A-43	-	Min. 350 psi Celcore MF with HS Rheology Admixture	Min. 1.5-inch *ISO* or *ISO CG* followed by *DensDeck Prime*	I.S.O. Twin Pack Insulation Adhesive Ribbons spaced 12-inch o.c.	*TA APP Ply*	OPTIONAL *TA APP Ply*	*TA APP Cap*	**-217.5 (Lim. 9)**
LC-A-44	OPTIONAL *SBS TA Vapor Barrier*	Min. 400 psi Celcore MF with HS Rheology Admixture	*SECUROCK*	*Insulation Adhesive III* Ribbons spaced 12-inch o.c.	*CA SBS BUR Ply, BASEGARD, HA SBS BUR Ply,* or *TA SBS Ply*	OPTIONAL *CA SBS BUR Ply, LG SBS Ply, HA SBS BUR Ply,* or *TA SBS Ply*	*LG SBS Cap, CA SBS Cap, HA SBS Cap, or TA SBS Cap*	**-222.5 (Lim. 9)**

This evaluation report is provided for State of Florida product approval under Rule 61G20-3. The manufacturer shall notify CREEK Technical Services, LLC of any product changes or quality assurance changes throughout the duration for which this report is valid. This evaluation report does not express nor imply warranty, installation, recommended use, or other product attributes that are not specifically addressed herein.

Lightweight Concrete Assemblies with Adhered Membranes over Fastened Insulation or Anchor Sheet over *Concrete Deck* (Existing)								
System No.	LWIC	Anchor Sheet	Insulation	Cover Board	Base Ply	Ply Sheet	Cap Sheet	*MDP (psf)*
LC-AM-1	Mearlcrete, Celcore, or Celcore MF with HS Rheology Admixture	*MA Base* secured with 1.8-inch Two-Piece Impact Nail installed 7-inch o.c. in the 4-inch wide laps, 7-inch o.c. in two (2) staggered rows in the field	Min. 1-inch *ISO* or *ISO CG* installed with *Insulation Adhesive* applied in ribbons spaced 12-inch o.c.	OPTIONAL Tapered *ISO* or Tapered *ISO CG* installed with *Insulation Adhesive* applied in ribbons spaced 12-inch o.c.	*BASEGARD* or *CA SBS BUR Ply*	OPTIONAL *CA SBS BUR Ply, HA SBS BUR Ply,* or *TA SBS Ply*	*CA SBS Cap, HA SBS Cap, or TA SBS Cap*	**-45 (Lim. 7; Non-HVHZ)**
LC-AM-2	Mearlcrete, Celcore, or Celcore MF with HS Rheology Admixture	*MA Base* secured with 1.8-inch Two-Piece Impact Nail installed 7-inch o.c. in the 4-inch wide laps, 7-inch o.c. in two (2) staggered rows in the field	Min. 1-inch *ISO* or *ISO CG* installed with *Insulation Adhesive* applied in ribbons spaced 12-inch o.c.	OPTIONAL Tapered *ISO* or Tapered *ISO CG* installed with *Insulation Adhesive* applied in ribbons spaced 12-inch o.c.	*BASEGARD* or *CA APP Ply*	OPTIONAL *CA APP Ply* or *TA APP Ply*	*CA APP Ply* or *TA APP Cap*	**-45 (Lim. 7; Non-HVHZ)**
LC-AM-3	Mearlcrete, Celcore, or Celcore MF with HS Rheology Admixture	*MA Base* secured with 1.8-inch Two-Piece Impact Nail installed 7-inch o.c. in the 4-inch wide laps, 7-inch o.c. in two (2) staggered rows in the field	Min. 1-inch *ISO* or *ISO CG* installed with *Insulation Adhesive* applied in ribbons spaced 12-inch o.c. Followed by OPTIONAL Tapered *ISO* or Tapered *ISO CG* installed with *Insulation Adhesive* applied in ribbons spaced 12-inch o.c.	*DensDeck Prime* installed with *Insulation Adhesive* applied in ribbons spaced 12-inch o.c.	*BASEGARD* or *CA SBS BUR Ply*	OPTIONAL *CA SBS BUR Ply, HA SBS BUR Ply,* or *TA SBS Ply*	*CA SBS Cap, HA SBS Cap, or TA SBS Cap*	**-45 (Lim. 7; Non-HVHZ)**

This evaluation report is provided for State of Florida product approval under Rule 61G20-3. The manufacturer shall notify CREEK Technical Services, LLC of any product changes or quality assurance changes throughout the duration for which this report is valid. This evaluation report does not express nor imply warranty, installation, recommended use, or other product attributes that are not specifically addressed herein.

Lightweight Concrete Assemblies with Adhered Membranes over Fastened Insulation or Anchor Sheet over *Concrete Deck* (Existing)								
System No.	LWIC	Anchor Sheet	Insulation	Cover Board	Base Ply	Ply Sheet	Cap Sheet	*MDP (psf)*
LC-AM-4	Mearlcrete, Celcore, or Celcore MF with HS Rheology Admixture	*MA Base* secured with 1.8-inch Two-Piece Impact Nail installed 7-inch o.c. in the 4-inch wide laps, 7-inch o.c. in two (2) staggered rows in the field	Min. 1-inch *ISO* or *ISO CG* installed with *Insulation Adhesive* applied in ribbons spaced 12-inch o.c. Followed by OPTIONAL Tapered *ISO* or Tapered *ISO CG* installed with *Insulation Adhesive* applied in ribbons spaced 12-inch o.c.	*ISO HD* installed with *Insulation Adhesive* applied in ribbons spaced 12-inch o.c.	*CA SBS BUR Ply*	OPTIONAL *CA SBS BUR Ply*	*CA SBS Cap*	**-45 (Lim. 7; Non-HVHZ)**
LC-AM-5	Mearlcrete, Celcore, or Celcore MF with HS Rheology Admixture	*MA Base* secured with 1.8-inch Two-Piece Impact Nail installed 7-inch o.c. in the 4-inch wide laps, 7-inch o.c. in two (2) staggered rows in the field	Min. 1-inch *ISO* or *ISO CG* installed with *Insulation Adhesive* applied in ribbons spaced 12-inch o.c. Followed by OPTIONAL Tapered *ISO* or Tapered *ISO CG* installed with *Insulation Adhesive* applied in ribbons spaced 12-inch o.c.	*ISO HD* installed with *Insulation Adhesive* applied in ribbons spaced 12-inch o.c.	*CA APP Ply*	OPTIONAL *CA APP Ply*	*CA APP Ply*	**-45 (Lim. 7; Non-HVHZ)**

This evaluation report is provided for State of Florida product approval under Rule 61G20-3. The manufacturer shall notify CREEK Technical Services, LLC of any product changes or quality assurance changes throughout the duration for which this report is valid. This evaluation report does not express nor imply warranty, installation, recommended use, or other product attributes that are not specifically addressed herein.

Lightweight Concrete Assemblies with Adhered Membranes over Fastened Insulation or Anchor Sheet over *Concrete Deck* (Existing)								
System No.	LWIC	Anchor Sheet	Insulation	Cover Board	Base Ply	Ply Sheet	Cap Sheet	*MDP (psf)*
LC-AM-6	Mearlcrete, Celcore, or Celcore MF with HS Rheology Admixture	*MA Base* secured with 1.8-inch Two-Piece Impact Nail installed 7-inch o.c. in the 4-inch wide laps, 7-inch o.c. in two (2) staggered rows in the field	Min. 1-inch *ISO* or *ISO CG* installed with *Insulation Adhesive* applied in ribbons spaced 12-inch o.c. Followed by OPTIONAL Tapered *ISO* or Tapered *ISO CG* installed with *Insulation Adhesive* applied in ribbons spaced 12-inch o.c.	*DensDeck Prime* installed with *Insulation Adhesive* applied in ribbons spaced 12-inch o.c.	*BASEGARD* or *CA APP Ply*	OPTIONAL *CA APP Ply* or *TA APP Ply*	*CA APP Ply* or *TA APP Cap*	**-45 (Lim. 7; Non-HVHZ)**

Mechanically Fastened Lightweight Concrete Assemblies over *Concrete Deck* (New or Existing)						
System No.	LWIC	Base Sheet	Base Sheet Attachment	Ply Sheet	Cap Sheet	*MDP (psf)*
LC-M-1	Min. 300 psi Celcore MF with HS Rheology Admixture	SBS PolyBase	1.7-inch LWC Base-Ply Fastener installed 9-inch o.c. in the 3.4-inch wide side laps, 9-inch o.c. in two (2) equally spaced, staggered rows in the field	*BASEGARD, LG SBS BUR Ply, CA SBS BUR Ply, HA SBS BUR Ply, or TA SBS Ply*	*LG SBS Cap, CA SBS Cap, HA SBS Cap, or TA SBS Cap*	**-37.5 (Lim. 7; Non - HVHZ)**
LC-M-2	Min. 350 psi Elastizell	SBS Poly Torch Base	1.8-inch Twin Loc-Nails and Straight Line Batten Bars secured 6-inch o.c. within the torch adhered, 4-inch wide side laps	OPTIONAL SBS Poly Torch Base Torch adhered	SBS Torch, SBS Torch UltraWhite, SBS FR Torch, SBS FR Torch UltraWhite, SBS Premium Torch, SBS Premium Torch, SBS Premium FR Torch or SBS Premium FR Torch UltraWhite torch adhered	**-45 (Lim. 7)**
LC-M-3	Min. 300 psi Mearlcrete	*MA Base*	1.7-inch LWC Base-Ply Fastener installed 7-inch o.c. in the laps, 7-inch o.c. in two (2) equally spaced, staggered rows in the field	*LG SBS BUR Ply, CA SBS BUR Ply, HA SBS BUR Ply, or TA SBS Ply*	*LG SBS Cap, CA SBS Cap, HA SBS Cap, or TA SBS Cap*	**-45 (Lim. 7)**

This evaluation report is provided for State of Florida product approval under Rule 61G20-3. The manufacturer shall notify CREEK Technical Services, LLC of any product changes or quality assurance changes throughout the duration for which this report is valid. This evaluation report does not express nor imply warranty, installation, recommended use, or other product attributes that are not specifically addressed herein.

Mechanically Fastened Lightweight Concrete Assemblies over *Concrete Deck* (New or Existing)						
System No.	LWIC	Base Sheet	Base Sheet Attachment	Ply Sheet	Cap Sheet	*MDP (psf)*
LC-M-4	Min. 300 psi Elastizell	*SBS Base Sheet*	1.7-inch LWC Base-Ply Fastener installed 9-inch o.c. in the laps, 9-inch o.c. in two (2) staggered rows in the field	*BASEGARD*	*HA SBS Cap, TA SBS Cap or TA APP Cap*	**-45 (Lim. 7)**
LC-M-5	Min. 380 psi Celcore MF with HS Rheology Admixture	*SBS Base Sheet*	1.8-inch Two-Piece Impact Nail installed 8-inch o.c. in the laps, 8-inch o.c. in two (2) staggered rows in the field	*BASEGARD, LG SBS BUR Ply, CA SBS BUR Ply, HA SBS BUR Ply,* or *TA SBS Ply*	*LG SBS Cap, CA SBS Cap, HA SBS Cap, or TA SBS Cap*	**-52.5 (Lim. 7)**
LC-M-6	Min. 200 psi Cellular Lightweight Concrete (MCRF ≥ 176 lbf)	*MA Base*	1.7-inch LWC Base-Ply Fastener installed 7-inch o.c. in the laps, 7-inch o.c. in two (2) equally spaced, staggered rows in the field	*LG SBS BUR Ply, CA SBS BUR Ply, HA SBS BUR Ply,* or *TA SBS Ply*	*LG SBS Cap, CA SBS Cap, HA SBS Cap, or TA SBS Cap*	**-60 (Lim. 7)**
LC-M-7	Min. 200 psi Cellular Lightweight Concrete (MCRF ≥ 176 lbf)	*MA Base*	1.7-inch LWC Base-Ply Fastener installed 7-inch o.c. in the laps, 7-inch o.c. in two (2) equally spaced, staggered rows in the field	*BASEGARD*	*HA SBS Cap,* or *TA SBS Cap*	**-60 (Lim. 7)**
LC-M-8	Min. 300 psi Celcore MF with HS Rheology Admixture	*MA Base*	1.7-inch LWC Base-Ply Fastener installed 7-inch o.c. in the laps, 7-inch o.c. in two (2) equally spaced, staggered rows in the field	*LG SBS BUR Ply, CA SBS BUR Ply, HA SBS BUR Ply,* or *TA SBS Ply*	*LG SBS Cap, CA SBS Cap, HA SBS Cap, or TA SBS Cap*	**-60 (Lim. 7)**
LC-M-8	Min. 300 psi Celcore MF with HS Rheology Admixture	*MA Base*	1.7-inch LWC Base-Ply Fastener installed 7-inch o.c. in the laps, 7-inch o.c. in two (2) equally spaced, staggered rows in the field	*BASEGARD*	*HA SBS Cap,* or *TA SBS Cap*	**-60 (Lim. 7**
LC-M-9	Min. 380 psi Celcore MF with HS Rheology Admixture	*MA Base*	1.7-inch LWC Base-Ply Fastener installed 8-inch o.c. in the laps, 8-inch o.c. in two (2) staggered rows in the field	*LG SBS BUR Ply, CA SBS BUR Ply, HA SBS BUR Ply,* or *TA SBS Ply*	*LG SBS Cap, CA SBS Cap, HA SBS Cap, or TA SBS Cap*	**-60 (Lim. 7)**
LC-M-10	Min. 380 psi Celcore MF with HS Rheology Admixture	*MA Base*	1.7-inch LWC Base-Ply Fastener installed 8-inch o.c. in the laps, 8-inch o.c. in two (2) staggered rows in the field	*BASEGARD*	*HA SBS Cap,* or *TA SBS Cap*	**-60 (Lim. 7)**
LC-M-11	Min. 360 psi Celcore MF with HS Rheology Admixture	Channel Venting Base, SBS Base, SBS Glass Torch Base, SBS Glass Torch Base 1.5 or SBS PolyTorch Base	1.8-inch Two-Piece Impact Nail installed 7-inch o.c. in the laps, 7-inch o.c. in two (2) staggered rows in the field	*BASEGARD, LG SBS BUR Ply, HA SBS Ply,* or *TA SBS Ply*	*LG SBS Cap, CA SBS Cap, HA SBS Cap, or TA SBS Cap*	**-67.5 (Lim. 7)**

This evaluation report is provided for State of Florida product approval under Rule 61G20-3. The manufacturer shall notify CREEK Technical Services, LLC of any product changes or quality assurance changes throughout the duration for which this report is valid. This evaluation report does not express nor imply warranty, installation, recommended use, or other product attributes that are not specifically addressed herein.

Mechanically Fastened Lightweight Concrete Assemblies over *Concrete Deck* (New or Existing)						
System No.	LWIC	Base Sheet	Base Sheet Attachment	Ply Sheet	Cap Sheet	*MDP (psf)*
LC-M-12	Min. 360 psi Celcore MF with HS Rheology Admixture	Channel Venting Base, SBS Base, SBS Glass Torch Base, SBS Glass Torch Base 1.5 or SBS PolyTorch Base	1.8-inch Two-Piece Impact Nail installed 7-inch o.c. in the laps, 7-inch o.c. in two (2) staggered rows in the field	*BASEGARD* or *TA APP Ply*	*TA APP Cap*	**-67.5 (Lim. 7)**
LC-M-13	Min. 300 psi Celcore MF with HS Rheology Admixture	*MA Base*	1.7-inch LWC Base-Ply Fastener installed 7-inch o.c. in the laps, 7-inch o.c. in two (2) staggered rows in the field	*LG SBS BUR Ply, CA SBS BUR Ply, HA SBS BUR Ply*, or *TA SBS Ply*	*LG SBS Cap, CA SBS Cap, HA SBS Cap, or TA SBS Cap*	**-75 (Lim. 7)**
LC-M-14	Min. 300 psi Celcore MF with HS Rheology Admixture	*MA Base II*	1.7-inch LWC Base-Ply Fastener installed 7-inch o.c. in the laps, 7-inch o.c. in two (2) staggered rows in the field	*BASEGARD*	*HA SBS Cap*, or *TA SBS Cap*	**-75 (Lim. 7)**

Adhered Lightweight Concrete Assemblies over *Steel Deck* (New or Existing)								
System No.	*Deck Detail*	LWIC	Insulation/ Cover Board	Insulation/Cover Board Attachment	Base Ply	Ply Sheet	Cap Sheet	*MDP* (psf)
LS-A-1	*G33, F1, L6*	Min. 300 psi Celcore MF with HS Rheology	*DensDeck Prime*	I.S.O. Stick or Twin Jet; Ribbons spaced 12-inch o.c.	*CA SBS BUR Ply, BASEGARD, HA SBS BUR Ply*, or *TA SBS Ply*	OPTIONAL *CA SBS BUR Ply, LG SBS BUR Ply, HA SBS BUR Ply*, or *TA SBS Ply*	*CA SBS Cap, LG SBS Cap, HA SBS Cap, or TA SBS Cap*	**-45 (Lim. 9)**
LS-A-2	*G33, F1, L6*	Min. 300 psi Celcore MF with HS Rheology	*DensDeck Prime*	I.S.O. Stick or Twin Jet; Ribbons spaced 12-inch o.c.	*CA APP Ply* or *BASEGARD*	OPTIONAL *CA APP Ply* or *TA APP Ply*	*CA APP Cap* or *TA APP Cap*	**-45 (Lim. 9)**
LS-A-3	*G33, F1, L6*	Min. 300 psi Celcore MF with HS Rheology	*ISO HD*	I.S.O. Twin Pack Insulation Adhesive or Twin Jet Ribbons spaced 12-inch o.c.	*CA SBS BUR Ply, BASEGARD, HA SBS BUR Ply*, or *TA SBS Ply*	OPTIONAL *CA SBS BUR Ply, LG SBS BUR Ply, HA SBS BUR Ply*, or *TA SBS Ply*	*CA SBS Cap, LG SBS Cap, HA SBS Cap, or TA SBS Cap*	**-45 (Lim. 9)**
LS-A-4	*G33, F1, L6*	Min. 300 psi Celcore MF with HS Rheology	*ISO HD*	I.S.O. Twin Pack Insulation Adhesive or Twin Jet Ribbons spaced 12-inch o.c.	*CA APP Ply* or *BASEGARD*	OPTIONAL *CA APP Ply* or *TA APP Ply*	*CA APP Cap* or *TA APP Cap*	**-45 (Lim. 9)**

This evaluation report is provided for State of Florida product approval under Rule 61G20-3. The manufacturer shall notify CREEK Technical Services, LLC of any product changes or quality assurance changes throughout the duration for which this report is valid. This evaluation report does not express nor imply warranty, installation, recommended use, or other product attributes that are not specifically addressed herein.

Adhered Lightweight Concrete Assemblies over *Steel Deck* (New or Existing)								
System No.	*Deck Detail*	LWIC	Insulation/ Cover Board	Insulation/Cover Board Attachment	Base Ply	Ply Sheet	Cap Sheet	*MDP* (psf)
LS-A-5	*G33, F1, L5*	Min. 300 psi Elastizell	*DensDeck Prime*	I.S.O. Stick or Twin Jet Ribbons spaced 12-inch o.c.	*CA SBS BUR Ply, BASEGARD, HA SBS BUR Ply,* or *TA SBS Ply*	OPTIONAL *CA SBS BUR Ply, LG SBS BUR Ply, HA SBS BUR Ply,* or *TA SBS Ply*	*CA SBS Cap, LG SBS Cap, HA SBS Cap, or TA SBS Cap*	**-67.5 (Lim. 9)**
LS-A-6	*G33, F1, L5*	Min. 300 psi Elastizell	*DensDeck Prime*	I.S.O. Stick or Twin Jet Ribbons spaced 12-inch o.c.	*CA APP Ply* or *BASEGARD*	OPTIONAL *CA APP Ply* or *TA APP Ply*	*CA APP Cap* or *TA APP Cap*	**-67.5 (Lim. 9)**
LS-A-7	*G33, F1, L5*	Min. 300 psi Elastizell	*ISO HD*	I.S.O. Twin Pack Insulation Adhesive or Twin Jet Ribbons spaced 12-inch o.c.	*CA SBS BUR Ply, BASEGARD, HA SBS BUR Ply,* or *TA SBS Ply*	OPTIONAL *CA SBS BUR Ply, LG SBS BUR Ply, HA SBS BUR Ply,* or *TA SBS Ply*	*CA SBS Cap, LG SBS Cap, HA SBS Cap, or TA SBS Cap*	**-67.5 (Lim. 9)**
LS-A-8	*G33, F1, L5*	Min. 300 psi Elastizell	*ISO HD*	I.S.O. Twin Pack Insulation Adhesive or Twin Jet Ribbons spaced 12-inch o.c.	*CA APP Ply* or *BASEGARD*	OPTIONAL *CA APP Ply* or *TA APP Ply*	*CA APP Cap* or *TA APP Cap*	**-67.5 (Lim. 9)**
LS-A-9	*G33, F1, L6*	Min. 300 psi Celcore MF with HS Rheology Admixture Heavy Duty Fasteners and Insulation Fastening Plates through-fastened to *Steel Deck* at a rate of one per 2 ft^2	*DensDeck Prime*	I.S.O. Stick or Twin Jet; Ribbons spaced 12-inch o.c.	*CA SBS BUR Ply, BASEGARD, HA SBS BUR Ply,* or *TA SBS Ply*	OPTIONAL *CA SBS BUR Ply, LG SBS BUR Ply, HA SBS BUR Ply,* or *TA SBS Ply*	*CA SBS Cap, LG SBS Cap, HA SBS Cap,* or *TA SBS Cap*	**-90 (Lim. 9)**
LS-A-10	*G33, F1, L6*	Min. 300 psi Celcore MF with HS Rheology Admixture Heavy Duty Fasteners and Insulation Fastening Plates through-fastened to *Steel Deck* at a rate of one per 2 ft^2	*DensDeck Prime*	I.S.O. Stick or Twin Jet; Ribbons spaced 12-inch o.c.	*CA APP Ply* or *BASEGARD*	OPTIONAL *CA APP Ply* or *TA APP Ply*	*CA APP Cap* or *TA APP Cap*	**-90 (Lim. 9)**
LS-A-11	*G33, F1, L6*	Min. 300 psi Celcore MF with HS Rheology Pre-Assembled Heavy Duty Fasteners and Insulation Plates through-fastened to *Steel Deck* at a rate of one per 2 ft^2	*ISO HD*	I.S.O. Twin Pack Insulation Adhesive or Twin Jet; Ribbons spaced 12-inch o.c.	*CA SBS BUR Ply, BASEGARD, HA SBS BUR Ply,* or *TA SBS Ply*	OPTIONAL *CA SBS BUR Ply, LG SBS BUR Ply, HA SBS BUR Ply,* or *TA SBS Ply*	*CA SBS Cap, LG SBS Cap, HA SBS Cap,* or *TA SBS Cap*	**-90 (Lim. 9)**

This evaluation report is provided for State of Florida product approval under Rule 61G20-3. The manufacturer shall notify CREEK Technical Services, LLC of any product changes or quality assurance changes throughout the duration for which this report is valid. This evaluation report does not express nor imply warranty, installation, recommended use, or other product attributes that are not specifically addressed herein.

Adhered Lightweight Concrete Assemblies over *Steel Deck* (New or Existing)								
System No.	*Deck Detail*	LWIC	Insulation/ Cover Board	Insulation/Cover Board Attachment	Base Ply	Ply Sheet	Cap Sheet	*MDP* (psf)
LS-A-12	*G33, F1, L6*	Min. 300 psi Celcore MF with HS Rheology Pre-Assembled Heavy Duty Fasteners and Insulation Plates through-fastened to *Steel Deck* at a rate of one per 2 ft^2	*ISO HD*	I.S.O. Twin Pack Insulation Adhesive or Twin Jet; Ribbons spaced 12-inch o.c.	*CA APP Ply* or *BASEGARD*	OPTIONAL *CA APP Ply* or *TA APP Ply*	*CA APP Cap* or *TA APP Cap*	**-90 (Lim. 9)**
LS-A-13	*G33, F1, L6*	Min. 300 psi Elastizell Pre-Assembled Heavy Duty Fasteners and Insulation Plates through-fastened to Steel Deck at a rate of one per 2 ft^2	*DensDeck Prime*	I.S.O. Stick or Twin Jet; Ribbons spaced 12-inch o.c.	*CA SBS BUR Ply, BASEGARD, HA SBS BUR Ply,* or *TA SBS Ply*	OPTIONAL *CA SBS BUR Ply, LG SBS BUR Ply, HA SBS BUR Ply,* or *TA SBS Ply*	*CA SBS Cap, LG SBS Cap, HA SBS Cap,* or *TA SBS Cap*	**-135 (Lim. 9)**
LS-A-14	*G33, F1, L6*	Min. 300 psi Elastizell Pre-Assembled Heavy Duty Fasteners and Insulation Plates through-fastened to Steel Deck at a rate of one per 2 ft^2	*ISO HD*	I.S.O. Twin Pack Insulation Adhesive or Twin Jet; Ribbons spaced 12-inch o.c.	*CA SBS BUR Ply, BASEGARD, HA SBS BUR Ply,* or *TA SBS Ply*	OPTIONAL *CA SBS BUR Ply, LG SBS BUR Ply, HA SBS BUR Ply,* or *TA SBS Ply*	*CA SBS Cap, LG SBS Cap, HA SBS Cap,* or *TA SBS Cap*	**-135 (Lim. 9)**

Lightweight Concrete Assemblies with Adhered Membranes over Fastened Insulation or Anchor Sheet over *Steel Deck* (Existing)									
System No.	Deck Detail	LWIC	Anchor Sheet	Insulation	Cover Board	Base Ply	Ply Sheet	Cap Sheet	*MDP (psf)*
LS-AM-1	*G33*	Mearlcrete, Celcore, or Celcore MF with HS Rheology Admixture	*MA Base* secured with 1.8-inch Two-Piece Impact Nail installed 7-inch o.c. in the 4-inch wide laps, 7-inch o.c. in two (2) staggered rows in the field	Min. 1-inch *ISO* or *ISO CG* installed with *Insulation Adhesive* applied in ribbons spaced 12-inch o.c.	OPTIONAL Tapered *ISO* or Tapered *ISO CG* installed with *Insulation Adhesive* applied in ribbons spaced 12-inch o.c.	*BASEGARD* or *CA SBS BUR Ply*	OPTIONAL *CA SBS BUR Ply, HA SBS BUR Ply,* or *TA SBS Ply*	*CA SBS Cap, HA SBS Cap, or TA SBS Cap*	**-45 (Lim. 7; Non-HVHZ)**
LS-AM-2	*G33*	Mearlcrete, Celcore, or Celcore MF with HS Rheology Admixture	*MA Base* secured with 1.8-inch Two-Piece Impact Nail installed 7-inch o.c. in the 4-inch wide laps, 7-inch o.c. in two (2) staggered rows in the field	Min. 1-inch *ISO* or *ISO CG* installed with *Insulation Adhesive* applied in ribbons spaced 12-inch o.c.	OPTIONAL Tapered *ISO* or Tapered *ISO CG* installed with *Insulation Adhesive* applied in ribbons spaced 12-inch o.c.	*BASEGARD* or *CA APP Ply*	OPTIONAL *CA APP Ply* or *TA APP Ply*	*CA APP Ply* or *TA APP Cap*	**-45 (Lim. 7; Non-HVHZ)**

This evaluation report is provided for State of Florida product approval under Rule 61G20-3. The manufacturer shall notify CREEK Technical Services, LLC of any product changes or quality assurance changes throughout the duration for which this report is valid. This evaluation report does not express nor imply warranty, installation, recommended use, or other product attributes that are not specifically addressed herein.

Lightweight Concrete Assemblies with Adhered Membranes over Fastened Insulation or Anchor Sheet over *Steel Deck* (Existing)									
System No.	Deck Detail	LWIC	Anchor Sheet	Insulation	Cover Board	Base Ply	Ply Sheet	Cap Sheet	*MDP (psf)*
LS-AM-3	*G33*	Mearlcrete, Celcore, or Celcore MF with HS Rheology Admixture	*MA Base* secured with 1.8-inch Two-Piece Impact Nail installed 7-inch o.c. in the 4-inch wide laps, 7-inch o.c. in two (2) staggered rows in the field	Min. 1-inch *ISO* or *ISO CG* installed with *Insulation Adhesive* applied in ribbons spaced 12-inch o.c. Followed by OPTIONAL Tapered *ISO* or Tapered *ISO CG* installed with *Insulation Adhesive* applied in ribbons spaced 12-inch o.c.	*DensDeck Prime* installed with *Insulation Adhesive* applied in ribbons spaced 12-inch o.c.	*BASEGARD* or *CA SBS BUR Ply*	OPTIONAL *CA SBS BUR Ply, HA SBS BUR Ply,* or *TA SBS Ply*	*CA SBS Cap, HA SBS Cap, or TA SBS Cap*	**-45 (Lim. 7; Non-HVHZ)**
LS-AM-4	*G33*	Mearlcrete, Celcore, or Celcore MF with HS Rheology Admixture	*MA Base* secured with 1.8-inch Two-Piece Impact Nail installed 7-inch o.c. in the 4-inch wide laps, 7-inch o.c. in two (2) staggered rows in the field	Min. 1-inch *ISO* or *ISO CG* installed with *Insulation Adhesive* applied in ribbons spaced 12-inch o.c. Followed by OPTIONAL Tapered *ISO* or Tapered *ISO CG* installed with *Insulation Adhesive* applied in ribbons spaced 12-inch o.c.	*ISO HD* installed with *Insulation Adhesive* applied in ribbons spaced 12-inch o.c.	*CA SBS BUR Ply*	OPTIONAL *CA SBS BUR Ply*	*CA SBS Cap*	**-45 (Lim. 7; Non-HVHZ)**

This evaluation report is provided for State of Florida product approval under Rule 61G20-3. The manufacturer shall notify CREEK Technical Services, LLC of any product changes or quality assurance changes throughout the duration for which this report is valid. This evaluation report does not express nor imply warranty, installation, recommended use, or other product attributes that are not specifically addressed herein.

Lightweight Concrete Assemblies with Adhered Membranes over Fastened Insulation or Anchor Sheet over *Steel Deck* (Existing)									
System No.	Deck Detail	LWIC	Anchor Sheet	Insulation	Cover Board	Base Ply	Ply Sheet	Cap Sheet	*MDP (psf)*
LS-AM-5	*G33*	Mearlcrete, Celcore, or Celcore MF with HS Rheology Admixture	*MA Base* secured with 1.8-inch Two-Piece Impact Nail installed 7-inch o.c. in the 4-inch wide laps, 7-inch o.c. in two (2) staggered rows in the field	Min. 1-inch *ISO* or *ISO CG* installed with *Insulation Adhesive* applied in ribbons spaced 12-inch o.c. Followed by OPTIONAL Tapered *ISO* or Tapered *ISO CG* installed with *Insulation Adhesive* applied in ribbons spaced 12-inch o.c.	*ISO HD* installed with *Insulation Adhesive* applied in ribbons spaced 12-inch o.c.	*CA APP Ply*	OPTIONAL *CA APP Ply*	*CA APP Ply*	**-45 (Lim. 7; Non-HVHZ)**
LS-AM-6	*G33*	Mearlcrete, Celcore, or Celcore MF with HS Rheology Admixture	*MA Base* secured with 1.8-inch Two-Piece Impact Nail installed 7-inch o.c. in the 4-inch wide laps, 7-inch o.c. in two (2) staggered rows in the field	Min. 1-inch *ISO* or *ISO CG* installed with *Insulation Adhesive* applied in ribbons spaced 12-inch o.c. Followed by OPTIONAL Tapered *ISO* or Tapered *ISO CG* installed with *Insulation Adhesive* applied in ribbons spaced 12-inch o.c.	*DensDeck Prime* installed with *Insulation Adhesive* applied in ribbons spaced 12-inch o.c.	*BASEGARD* or *CA APP Ply*	OPTIONAL *CA APP Ply* or *TA APP Ply*	*CA APP Ply* or *TA APP Cap*	**-45 (Lim. 7; Non-HVHZ)**
LS-AM-7	*G33, F1W, L5, S12*	Min. 300 psi *LWIC*	-	Min. 2-inch *ISO* installed with *AP Fasteners and Plates* at a rate of *18 per 4 ft x 8 ft board*	-	*BASEGARD*	OPTIONAL *HA SBS BUR Ply* or *TA SBS Ply*	*HA SBS Cap* or *TA SBS Cap*	**-60 (Lim. 9)**

This evaluation report is provided for State of Florida product approval under Rule 61G20-3. The manufacturer shall notify CREEK Technical Services, LLC of any product changes or quality assurance changes throughout the duration for which this report is valid. This evaluation report does not express nor imply warranty, installation, recommended use, or other product attributes that are not specifically addressed herein.

Lightweight Concrete Assemblies with Adhered Membranes over Fastened Insulation or Anchor Sheet over *Steel Deck* (Existing)									
System No.	Deck Detail	LWIC	Anchor Sheet	Insulation	Cover Board	Base Ply	Ply Sheet	Cap Sheet	*MDP (psf)*
LS-AM-8	*G33, F1W, L5, S12*	Min. 300 psi *LWIC*	-	Min. 2-inch *ISO* installed with *AP Fasteners and Plates* at a rate of *18 per 4 ft x 8 ft board*	-	*CA APP Ply* or *BASEGARD*	OPTIONAL *CA APP Ply* or *TA APP Ply*	*CA APP Cap* or *TA APP Cap*	**-60 (Lim. 9)**
LS-AM-9	*G33, F1W, L5, S12*	Min. 300 psi *LWIC*	-	Min. 2-inch *ISO* installed with *AP Fasteners and Plates* at a rate of *18 per 4 ft x 8 ft board*	-	*CA SBS BUR Ply*	OPTIONAL *CA SBS BUR Ply, BASEGARD, HA SBS BUR Ply,* or *TA SBS Ply*	*CA SBS Cap, HA SBS Cap,* or *TA SBS Cap*	**-60 (Lim. 9)**

Mechanically Fastened Lightweight Concrete Assemblies over *Steel Deck* (New or Existing)							
System No.	*Deck Detail*	LWIC	Base Sheet	Base Sheet Attachment	Ply Sheet	Cap Sheet	*MDP* (psf)
LS-M-1	*G33, P, L5, S18*	Min. 300 psi Celcore MF with HS Rheology Admixture over a deck treated with Celcore S-1	SBS PolyBase	1.7-inch LWC Base-Ply Fastener installed 9-inch o.c. in the 3.4-inch wide side laps and 9-inch o.c. in two (2) equally spaced, staggered rows in the field	*BASEGARD, LG SBS BUR Ply, CA SBS BUR Ply, HA SBS BUR Ply,* or *TA SBS Ply*	*LG SBS Cap, CA SBS Cap, HA SBS Cap,* or *TA SBS Cap*	**-37.5 (Lim. 7; Non - HVHZ)**
LS-M-2	*G33, P, L5, S12*	Min. 350 psi Elastizell	SBS Poly Torch Base	1.8-inch Twin Loc-Nails and Straight Line Batten Bars secured 6-inch o.c. within the torch adhered, 4-inch wide side laps	OPTIONAL SBS Poly Torch Base Torch adhered	SBS Torch, SBS Torch UltraWhite, SBS FR Torch, SBS FR Torch UltraWhite, SBS Premium Torch, SBS Premium Torch UltraWhite, SBS Premium FR Torch or SBS Premium FR Torch UltraWhite torch adhered	**-45 (Lim. 7)**
LS-M-3	*G33, P, L6*	Min. 300 psi Mearlcrete	*MA Base*	1.7-inch LWC Base-Ply Fastener installed 7-inch o.c. in the laps, 7-inch o.c. in two (2) staggered rows in the field	*LG SBS BUR Ply, CA SBS BUR Ply, HA SBS BUR Ply,* or *TA SBS Ply*	*LG SBS Cap, CA SBS Cap, HA SBS Cap,* or *TA SBS Cap*	**-45 (Lim. 9)**

This evaluation report is provided for State of Florida product approval under Rule 61G20-3. The manufacturer shall notify CREEK Technical Services, LLC of any product changes or quality assurance changes throughout the duration for which this report is valid. This evaluation report does not express nor imply warranty, installation, recommended use, or other product attributes that are not specifically addressed herein.

Mechanically Fastened Lightweight Concrete Assemblies over *Steel Deck* (New or Existing)							
System No.	*Deck Detail*	LWIC	Base Sheet	Base Sheet Attachment	Ply Sheet	Cap Sheet	*MDP* (psf)
LS-M-4	*G33, P, L5, S12*	Min. 300 psi Elastizell	*SBS Base Sheet*	1.7-inch LWC Base-Ply Fastener installed 9-inch o.c. in the laps, 9-inch o.c. in two (2) staggered rows in the field	*BASEGARD*	*HA SBS Cap, TA SBS Cap* or *TA APP Cap*	**-45 (Lim. 7)**
LS-M-5	*G33, P, L6, S18*	Min. 380 psi Celcore MF with HS Rheology Admixture over a deck treated with Celcore S-1	*SBS Base Sheet*	1.8-inch Two-Piece Impact Nail installed 8-inch o.c. in the laps, 8-inch o.c. in two (2) staggered rows in the field	*BASEGARD, LG SBS BUR Ply, CA SBS BUR Ply, HA SBS BUR Ply,* or *TA SBS Ply*	*LG SBS Cap, CA SBS Cap, HA SBS Cap,* or *TA SBS Cap*	**-52.5 (Lim. 7)**
LS-M-6	*G33, P, L6, S24*	Min. 380 psi Concrecel installed above 1/2-inch *SECUROCK* secured with *HD Fasteners & Plates* at a rate of *16 per 4 ft x 8 ft board* with SBS Torch, torch adhered	SBS PolyBase	1.7-inch LWC Base-Ply Fastener installed 7-inch o.c. in the 3-inch wide side laps and 7-inch o.c. in two (2) equally spaced, staggered rows in the field	*TA SBS Ply*	*TA SBS Cap*	**-52.5 (Lim. 7)**
LS-M-7	*G33, F1, L5, S12*	Min. 200 psi Cellular Lightweight Concrete (MCRF ≥ 176 lbf)	*MA Base*	1.7-inch LWC Base-Ply Fastener installed 7-inch o.c. in the laps, 7-inch o.c. in two (2) staggered rows in the field	*LG SBS BUR Ply, CA SBS BUR Ply, HA SBS BUR Ply,* or *TA SBS Ply*	*LG SBS Cap, CA SBS Cap, HA SBS Cap,* or *TA SBS Cap*	**-60 (Lim. 7)**
LS-M-8	*G33, F1, L5, S12*	Min. 200 psi Cellular Lightweight Concrete (MCRF ≥ 176 lbf)	*MA Base II*	1.7-inch LWC Base-Ply Fastener installed 7-inch o.c. in the laps, 7-inch o.c. in two (2) staggered rows in the field	*BASEGARD*	*HA SBS Cap,* or *TA SBS Cap*	**-60 (Lim. 7)**
LS-M-9	*G33, F1, L5, S12*	Min. 300 psi Celcore MF with HS Rheology Admixture	*MA Base*	1.7-inch LWC Base-Ply Fastener installed 7-inch o.c. in the laps, 7-inch o.c. in two (2) staggered rows in the field	*LG SBS BUR Ply, CA SBS BUR Ply, HA SBS BUR Ply,* or *TA SBS Ply*	*LG SBS Cap, CA SBS Cap, HA SBS Cap,* or *TA SBS Cap*	**-60 (Lim. 7)**
LS-M-10	*G33, F1, L5, S12*	Min. 300 psi Celcore MF with HS Rheology Admixture	*MA Base II*	1.7-inch LWC Base-Ply Fastener installed 7-inch o.c. in the laps, 7-inch o.c. in two (2) staggered rows in the field	*BASEGARD*	*HA SBS Cap,* or *TA SBS Cap*	**-60 (Lim. 7)**
LS-M-11	*G33, P, L6, S18*	Min. 380 psi Celcore MF with HS Rheology Admixture over a deck treated with Celcore S-1	*MA Base*	1.7-inch LWC Base-Ply Fastener installed 8-inch o.c. in the laps, 8-inch o.c. in two (2) staggered rows in the field	*LG SBS BUR Ply, CA SBS BUR Ply, HA SBS BUR Ply,* or *TA SBS Ply*	*LG SBS Cap, CA SBS Cap, HA SBS Cap,* or *TA SBS Cap*	**-60 (Lim. 7)**
LS-M-12	*G33, P, L6, S18*	Min. 380 psi Celcore MF with HS Rheology Admixture over a deck treated with Celcore S-1	*MA Base II*	1.7-inch LWC Base-Ply Fastener installed 8-inch o.c. in the laps, 8-inch o.c. in two (2) staggered rows in the field	*BASEGARD*	*HA SBS Cap,* or *TA SBS Cap*	**-60 (Lim. 7)**

This evaluation report is provided for State of Florida product approval under Rule 61G20-3. The manufacturer shall notify CREEK Technical Services, LLC of any product changes or quality assurance changes throughout the duration for which this report is valid. This evaluation report does not express nor imply warranty, installation, recommended use, or other product attributes that are not specifically addressed herein.

Mechanically Fastened Lightweight Concrete Assemblies over *Steel Deck* (New or Existing)							
System No.	*Deck Detail*	LWIC	Base Sheet	Base Sheet Attachment	Ply Sheet	Cap Sheet	*MDP* (psf)
LS-M-13	*G33, P, L6, S18*	Min. 360 psi Celcore MF with HS Rheology Admixture over a deck treated with Celcore S-1	Channel Venting Base, SBS Base, SBS Glass Torch Base, SBS Glass Torch Base 1.5 or SBS PolyTorch Base	1.8-inch Two-Piece Impact Nail installed 7-inch o.c. in the laps, 7-inch o.c. in two (2) staggered rows in the field	*BASEGARD, LG SBS BUR Ply, HA SBS Ply,* or *TA SBS Ply*	*LG SBS Cap, CA SBS Cap, HA SBS Cap,* or *TA SBS Cap*	**-67.5 (Lim. 7)**
LS-M-14	*G33, P, L6, S18*	Min. 360 psi Celcore MF with HS Rheology Admixture over a deck treated with Celcore S-1	Channel Venting Base, SBS Base, SBS Glass Torch Base, SBS Glass Torch Base 1.5 or SBS PolyTorch Base	1.8-inch Two-Piece Impact Nail installed 7-inch o.c. in the laps, 7-inch o.c. in two (2) staggered rows in the field	*BASEGARD, TA APP Ply*	*TA APP Cap*	**-67.5 (Lim. 7)**
LS-M-15	*G33, P, L6, S18*	Min. 300 psi Celcore MF with HS Rheology Admixture over a deck treated with Celcore S-1	*MA Base*	1.7-inch LWC Base-Ply Fastener installed 7-inch o.c. in the laps, 7-inch o.c. in two (2) staggered rows in the field	*LG SBS BUR Ply, CA SBS BUR Ply, HA SBS BUR Ply,* or *TA SBS Ply*	*LG SBS Cap, CA SBS Cap, HA SBS Cap,* or *TA SBS Cap*	**-75 (Lim. 7)**
LS-M-16	*G33, P, L6, S18*	Min. 300 psi Celcore MF with HS Rheology Admixture over a deck treated with Celcore S-1	*MA Base II*	1.7-inch LWC Base-Ply Fastener installed 7-inch o.c. in the laps, 7-inch o.c. in two (2) staggered rows in the field	*BASEGARD*	*HA SBS Cap,* or *TA SBS Cap*	**-75 (Lim. 7)**

***Recover* Assemblies with All Layers Adhered**							
System No.	Existing Roof	Insulation	Insulation Attachment	Base Ply	Ply Sheet	Cap Sheet	*MDP* (psf)
R-A-1	SBS granule primed with ASTM D 41 primer over *Concrete Deck*	-	-	-	-	*HA SBS Cap*	**-482.5 (Lim. 9; HVHZ)**
R-A-2	SBS granule primed with ASTM D 41 primer	-	-	-	-	*HA SBS Cap*	**-482.5 (Lim. 9; Non-HVHZ)**
R-A-3	SBS granule primed with ASTM D 41 primer over *Concrete Deck*	-	-	-	-	*TA SBS Cap*	**-492.5 (Lim. 9; HVHZ)**

This evaluation report is provided for State of Florida product approval under Rule 61G20-3. The manufacturer shall notify CREEK Technical Services, LLC of any product changes or quality assurance changes throughout the duration for which this report is valid. This evaluation report does not express nor imply warranty, installation, recommended use, or other product attributes that are not specifically addressed herein.

***Recover* Assemblies with All Layers Adhered**							
System No.	Existing Roof	Insulation	Insulation Attachment	Base Ply	Ply Sheet	Cap Sheet	*MDP* (psf)
R-A-4	SBS granule primed with ASTM D 41 primer	-	-	-	-	*TA SBS Cap*	**-492.5 (Lim. 9; Non-HVHZ)**

***Recover* Assemblies with Adhered Membranes over Fastened Insulation**							
System No.	*Deck Detail*	Insulation	Insulation Attachment	Base Ply	Ply Sheet	Cap Sheet	*MDP* (psf)
R-AM-1	*Steel Deck (G33, F1, L6, S24) or Concrete Deck*	*ISO HD*	*AP Fasteners & Plates* for *Steel Deck* or *CD Fasteners & Plates* or *HD Fasteners & Plates* for *Concrete Deck* at *24 per 4 ft x 8 ft board*	*CA SBS BUR Ply* or *BASEGARD*	OPTIONAL *CA SBS Ply, LG SBS Ply, HA SBS BUR Ply,* or *TA SBS Ply*	*LG SBS Cap, CA SBS Cap, HA SBS Cap, or TA SBS Cap*	**-52.5 (Lim. 7)**
R-AM-2	*Steel Deck (G33, F1, L6, S24) or Concrete Deck*	*ISO HD*	*AP Fasteners & Plates* for *Steel Deck* or *CD Fasteners & Plates* or *HD Fasteners & Plates* for *Concrete Deck* at *24 per 4 ft x 8 ft board*	*CA APP Ply*	OPTIONAL *CA APP Ply* or *TA APP Cap*	*CA APP Cap* or *TA APP Cap*	**-52.5 (Lim. 7)**
R-AM-3	*Steel Deck (G33, P, L6, S24) or Concrete Deck*	Min. 0.5-inch *SECUROCK*	*AP Fasteners & Plates* for *Steel Deck* or *CD Fasteners & Plates* or *HD Fasteners & Plates* for *Concrete Deck* at *15 per 4 ft x 8 ft board*	*CA APP Ply* or *BASEGARD*	OPTIONAL *CA APP Ply* or *TA APP Ply*	*CA APP Cap* or *TA APP Cap*	**-60 (Lim. 7)**
R-AM-4	Min. 300 psi *LWIC* over *Steel Deck (G33, F1W, L5, S12) or Concrete Deck*	Min. 2-inch *ISO*	*AP Fasteners & Plates* for *Steel Deck* or *CD Fasteners & Plates* or *HD Fasteners & Plates* for *Concrete Deck 18 per 4 ft x 8 ft board*	*BASEGARD*	OPTIONAL *HA SBS BUR Ply* or *TA SBS Ply*	*HA SBS Cap* or *TA SBS Cap*	**-60 (Lim. 7)**
R-AM-5	Min. 300 psi *LWIC* over *Steel Deck (G33, F1W, L5, S12) or Concrete Deck*	Min. 2-inch *ISO*	*AP Fasteners & Plates* for *Steel Deck* or *CD Fasteners & Plates* or *HD Fasteners & Plates* for *Concrete Deck 18 per 4 ft x 8 ft board*	*CA APP Ply* or *BASEGARD*	OPTIONAL *CA APP Ply* or *TA APP Ply*	*CA APP Cap* or *TA APP Cap*	**-60 (Lim. 7)**
R-AM-6	Min. 300 psi *LWIC* over *Steel Deck (G33, F1W, L5, S12) or Concrete Deck*	Min. 2-inch *ISO*	*AP Fasteners & Plates* for *Steel Deck* or *CD Fasteners & Plates* or *HD Fasteners & Plates* for *Concrete Deck 18 per 4 ft x 8 ft board*	*CA SBS BUR Ply*	OPTIONAL *CA SBS BUR Ply, BASEGARD, HA SBS BUR Ply,* or *TA SBS Ply*	*CA SBS Cap, HA SBS Cap,* or *TA SBS Cap*	**-60 (Lim. 7)**

This evaluation report is provided for State of Florida product approval under Rule 61G20-3. The manufacturer shall notify CREEK Technical Services, LLC of any product changes or quality assurance changes throughout the duration for which this report is valid. This evaluation report does not express nor imply warranty, installation, recommended use, or other product attributes that are not specifically addressed herein.

***Recover* Assemblies with Adhered Membranes over Fastened Insulation**							
System No.	*Deck Detail*	Insulation	Insulation Attachment	Base Ply	Ply Sheet	Cap Sheet	*MDP* (psf)
R-AM-7	*Steel Deck (G33, P, L6, S24) or Concrete Deck*	Min. 0.5-inch *SECUROCK*	*AP Fasteners & Plates* for *Steel Deck* or *CD Fasteners & Plates* or *HD Fasteners & Plates* for *Concrete Deck* at *15 per 4 ft x 8 ft board*	*CA SBS Ply* or *BASEGARD*	OPTIONAL *CA SBS Ply, LG SBS Ply, HA SBS BUR Ply*, or *TA SBS Ply*	*CA SBS Cap, LG SBS Cap, HA SBS Cap*, or *TA SBS Cap*	**-60 (Lim. 7)**
R-AM-8	*Steel Deck (G33, F1, L6, S24) or Concrete Deck*	*SECUROCK*	*AP Fasteners & Plates* for *Steel Deck* or *CD Fasteners & Plates* or *HD Fasteners & Plates* for *Concrete Deck* at *18 per 4 ft x 8 ft board*	*CA SBS Ply, HA SBS Ply*, or *TA SBS Ply* (min. 3.75-inch side laps)	OPTIONAL *CA SBS Ply, HA SBS Ply*, or *TA SBS Ply* (min. 3.75-inch side laps)	*CA SBS Cap, HA SBS Cap*, or *TA SBS Cap* (min. 3.75-inch side laps)	**-67.5 (Lim. 7)**
R-AM-9	*Steel Deck (G33, F1, L6, S24) or Concrete Deck*	*SECUROCK*	*AP Fasteners & Plates* for *Steel Deck* or *CD Fasteners & Plates* or *HD Fasteners & Plates* for *Concrete Deck* at *18 per 4 ft x 8 ft board*	*CA APP Ply* or *BASEGARD*	OPTIONAL *CA APP Ply* or *TA APP Ply*	*CA APP Cap* or *TA APP Cap*	**-67.5 (Lim. 7)**
R-AM-10	*Steel Deck (G33, F1, L6, S24) or Concrete Deck*	*SECUROCK*	*AP Fasteners & Plates* for *Steel Deck* or *CD Fasteners & Plates* or *HD Fasteners & Plates* for *Concrete Deck* at *18 per 4 ft x 8 ft board*	*BASEGARD*	OPTIONAL HA SBS BUR Ply or TA SBS Ply	*HA SBS Cap* or *TA SBS Cap*	**-67.5 (Lim. 7)**
R-AM-11	*Steel Deck (G33, P, L6, S24) or Concrete Deck*	Min. 0.5-inch *DensDeck Prime*	*AP Fasteners & Plates* for *Steel Deck* or *CD Fasteners & Plates* or *HD Fasteners & Plates* for *Concrete Deck* at *24 per 4 ft x 8 ft board*	*BASEGARD*	OPTIONAL HA SBS BUR Ply or TA SBS Ply	*HA SBS Cap* or *TA SBS Cap*	**-75 (Lim. 7)**
R-AM-12	*Steel Deck (G33, P, L6, S24) or Concrete Deck*	Min. 0.5-inch *DensDeck Prime*	*AP Fasteners & Plates* for *Steel Deck* or *CD Fasteners & Plates* or *HD Fasteners & Plates* for *Concrete Deck* at *24 per 4 ft x 8 ft board*	*CA SBS Ply, HA SBS BUR Ply, or TA SBS Ply*	OPTIONAL *CA SBS Ply, BASEGARD, HA SBS BUR Ply*, or *TA SBS Ply*	*CA SBS Cap, HA SBS Cap*, or *TA SBS Cap*	**-75 (Lim. 7)**
R-AM-13	*Steel Deck (G33, F1, L6, S24) or Concrete Deck*	Min. 0.5-inch *SECUROCK*	*AP Fasteners & Plates* for *Steel Deck* or *CD Fasteners & Plates* or *HD Fasteners & Plates* for *Concrete Deck* at *18 per 4 ft x 8 ft board*	*CA SBS Ply, HA SBS Ply* or *TA SBS Ply* (min. 3.75-inch side laps)	OPTIONAL *CA SBS Ply, HA SBS Ply*, or *TA SBS Ply* (min. 3.75-inch side laps)	*CA SBS Cap, HA SBS Cap*, or *TA SBS Cap* (min. 3.75-inch side laps)	**-75 (Lim. 7)**
R-AM-14	*Steel Deck (G33, F1, L6, S24) or Concrete Deck*	Min. 0.5-inch *SECUROCK*	*AP Fasteners & Plates* for *Steel Deck* or *CD Fasteners & Plates* or *HD Fasteners & Plates* for *Concrete Deck* at *18 per 4 ft x 8 ft board*	*CA APP Ply* or *TA APP Ply*	OPTIONAL *CA APP Ply* or *TA APP Ply*	*CA APP Cap* or *TA APP Cap*	**-75 (Lim. 7)**
R-AM-15	*Steel Deck (G33, F1, L6, S24) or Concrete Deck*	Min. 0.5-inch *SECUROCK*	*AP Fasteners & Plates* for *Steel Deck* or *CD Fasteners & Plates* or *HD Fasteners & Plates* for *Concrete Deck* at *18 per 4 ft x 8 ft board*	*BASEGARD*	OPTIONAL *HA SBS BUR Ply* or *TA SBS Ply*	*HA SBS Cap* or *TA SBS Cap*	**-75 (Lim. 7)**

This evaluation report is provided for State of Florida product approval under Rule 61G20-3. The manufacturer shall notify CREEK Technical Services, LLC of any product changes or quality assurance changes throughout the duration for which this report is valid. This evaluation report does not express nor imply warranty, installation, recommended use, or other product attributes that are not specifically addressed herein.

***Recover* Assemblies with Adhered Membranes over Fastened Insulation**							
System No.	*Deck Detail*	Insulation	Insulation Attachment	Base Ply	Ply Sheet	Cap Sheet	*MDP* (psf)
R-AM-16	*Steel Deck (G33, P, L6, S24) or Concrete Deck*	Min. 0.5-inch *DensDeck Prime*	*AP Fasteners & Plates* for *Steel Deck* or *CD Fasteners & Plates* or *HD Fasteners & Plates* for *Concrete Deck* at *20 per 4 ft x 8 ft board*	*CA APP Ply* or *TA APP Ply*	OPTIONAL *CA APP Ply* or *TA APP Ply*	*CA APP Cap* or *TA APP Cap*	**-87.5 (Lim. 7)**
R-AM-17	*Steel Deck (G33, P, L6, S24) or Concrete Deck*	Min. 0.5-inch *SECUROCK*	*AP Fasteners & Plates* for *Steel Deck* or *CD Fasteners & Plates* or *HD Fasteners & Plates* for *Concrete Deck* at *18 per 4 ft x 8 ft board*	*CA APP Ply* or *TA APP Ply*	OPTIONAL *CA APP Ply* or *TA APP Ply*	*CA APP Cap* or *TA APP Cap*	**-90 (Lim. 7)**
R-AM-18	*Steel Deck (G80, F1, L6, S30) or Concrete Deck*	Min. 0.5-inch *SECUROCK*	*AP Fasteners & Plates* for *Steel Deck* or *CD Fasteners & Plates* or *HD Fasteners & Plates* for *Concrete Deck* at *22 per 4 ft x 8 ft board*	*CA SBS Ply* or *TA SBS Ply* (min. 3.75-inch side laps)	OPTIONAL *CA SBS Ply, HA SBS BUR Ply,* or *TA SBS Ply* (min. 3.75-inch side laps)	*CA SBS Cap, HA SBS Cap,* or *TA SBS Cap* (min. 3.75-inch side laps)	**-90 (Lim. 7)**
R-AM-19	*Steel Deck (G33, F1, L6, S30) or Concrete Deck*	Min. 0.5-inch *SECUROCK*	*AP Fasteners & Plates* for *Steel Deck* or *CD Fasteners & Plates* or *HD Fasteners & Plates* for *Concrete Deck* at *22 per 4 ft x 8 ft board*	*CA SBS Ply* or *TA SBS Ply* (min. 3.75-inch side laps)	OPTIONAL *CA SBS Ply, HA SBS BUR Ply, or TA SBS Ply* (min. 3.75-inch side laps)	*CA SBS Cap, HA SBS Cap,* or *TA SBS Cap* (min. 3.75-inch side laps)	**-90 (Lim. 7)**
R-AM-20	*Steel Deck (G80, F2, L6, S12) or Concrete Deck*	Min. 0.5-inch *SECUROCK*	*AP Fasteners & Plates* for *Steel Deck* or *CD Fasteners & Plates* or *HD Fasteners & Plates* for *Concrete Deck* at *32 per 4 ft x 8 ft board*	*TA SBS Ply*	OPTIONAL *TA SBS Ply*	*TA SBS Cap*	**-150 (Lim. 7)**

***Recover* Assemblies with Mechanically Fastened Base Sheet**							
System No.	*Deck Detail*	Existing Roof	Base Sheet	Base Sheet Attachment	Ply Sheet	Cap Sheet	*MDP* (psf)
R-M-1	*Steel Deck (G33, P, L6, S18) or Concrete Deck*	Min. 380 psi Celcore MF with HS Rheology Admixture	*SBS Base Sheet*	Two-Piece Impact Nail with minimum 1.8-inch penetration into LWIC installed 8-inch o.c. in the laps, 8-inch o.c. in two (2) staggered rows in the field	*BASEGARD, LG SBS BUR Ply, CA SBS BUR Ply, HA SBS BUR Ply,* or *TA SBS Ply*	*LG SBS Cap, CA SBS Cap, HA SBS Cap,* or *TA SBS Cap*	**-52.5 (Lim. 7)**
R-M-2	*Steel Deck G33, F1, L6, S24 or Concrete Deck*	BUR or Mod-Bit Roofing	SBS Poly Torch Base (Min. 4-inch side laps)	*MB-2 Plates and Fasteners* at 12-inch o.c. within the torch adhered side laps	OPTIONAL SBS Poly Torch Base torch adhered	*TA SBS Cap II*	**-60 (Lim. 7)**

This evaluation report is provided for State of Florida product approval under Rule 61G20-3. The manufacturer shall notify CREEK Technical Services, LLC of any product changes or quality assurance changes throughout the duration for which this report is valid. This evaluation report does not express nor imply warranty, installation, recommended use, or other product attributes that are not specifically addressed herein.

***Recover* Assemblies with Mechanically Fastened Base Sheet**							
System No.	*Deck Detail*	Existing Roof	Base Sheet	Base Sheet Attachment	Ply Sheet	Cap Sheet	*MDP* (psf)
R-M-3	*Steel Deck (G33, P, L6, S18)*	Min. 360 psi Celcore MF with HS Rheology Admixture	Channel Venting Base, SBS Base, SBS Glass Torch Base, SBS Glass Torch Base 1.5 or SBS PolyTorch Base	Two-Piece Impact Nail with minimum 1.8-inch penetration into LWIC installed 7-inch o.c. in the laps, 7-inch o.c. in two (2) staggered rows in the field	*BASEGARD, LG SBS BUR Ply, HA SBS Ply,* or *TA SBS Ply*	*LG SBS Cap, CA SBS Cap, HA SBS Cap,* or *TA SBS Cap*	**-67.5 (Lim. 7)**
R-M-4	*Steel Deck (G33, P, L6, S18)*	Min. 360 psi Celcore MF with HS Rheology Admixture	Channel Venting Base, SBS Base, SBS Glass Torch Base, SBS Glass Torch Base 1.5 or SBS PolyTorch Base	Two-Piece Impact Nail with minimum 1.8-inch penetration into LWIC installed 7-inch o.c. in the laps, 7-inch o.c. in two (2) staggered rows in the field	*BASEGARD, TA APP Ply*	*TA APP Cap*	**-67.5 (Lim. 7)**
R-M-5	*Steel Deck (G33, P, L6, S24) or Concrete Deck*	Min. 190 psi Elastizell	*MA Base III*	*AP Fasteners and Plates* installed 12-inch o.c. in the laps, 12-inch o.c. in two (2) staggered rows in the field	*BASEGARD, LG SBS BUR Ply, CA SBS Ply, HA SBS BUR Ply,* or *TA SBS Ply*	*LG SBS Cap, CA SBS Cap, HA SBS Cap,* or *TA SBS Cap*	**-75 (Lim. 7)**
R-M-6	*Concrete Deck*	Min. 190 psi Elastizell	*MA Base III*	*CD Fasteners & Plates* or *HD Fasteners & Plates* installed 12-inch o.c. in the laps, 12-inch o.c. in two (2) staggered rows in the field	*BASEGARD, LG SBS BUR Ply, CA SBS Ply, HA SBS BUR Ply,* or *TA SBS Ply*	*LG SBS Cap, CA SBS Cap, HA SBS Cap,* or *TA SBS Cap*	**-75 (Lim. 7)**
R-M-7	*Steel Deck (G33, P, L6, S24) or Concrete Deck*	Min. 190 psi Elastizell	*MA APP Base*	*AP Fasteners and Plates* installed 12-inch o.c. in the laps, 12-inch o.c. in two (2) staggered rows in the field	*BASEGARD, CA APP Ply, TA APP Ply*	*CA APP Cap* or *TA APP Cap*	**-75 (Lim. 7)**
R-M-8	*Concrete Deck*	Min. 190 psi Elastizell	*MA APP Base*	*AP Fasteners and Plates* installed 12-inch o.c. in the laps, 12-inch o.c. in two (2) staggered rows in the field	*BASEGARD, CA APP Ply, TA APP Ply*	*CA APP Cap* or *TA APP Cap*	**-75 (Lim. 7)**
R-M-9	*Steel Deck G33, F1, L6, S24 or Concrete Deck*	BUR or Mod-Bit Roofing	SBS Poly Torch Base (Min. 4-inch side laps)	*MB-2 Plates and Fasteners* at 6-inch o.c. within the torch adhered side laps	OPTIONAL SBS Poly Torch Base torch adhered	*TA SBS Cap II*	**-90 (Lim. 7)**

This evaluation report is provided for State of Florida product approval under Rule 61G20-3. The manufacturer shall notify CREEK Technical Services, LLC of any product changes or quality assurance changes throughout the duration for which this report is valid. This evaluation report does not express nor imply warranty, installation, recommended use, or other product attributes that are not specifically addressed herein.

Assemblies with Adhered Membranes over Fastened Insulation over *Steel Deck* (New, Existing, or *Recover*)								
System No.	*Deck Detail*	Base Insulation	Top Insulation	Insulation Attachment	Base Ply	Ply Sheet	Cap Sheet	*MDP* (psf)
S-AM-1	*G33*	*ISO* or *ISO CG*	Min. 0.5-inch Structodek High Density Fiberboard	*HD Fasteners & Plates* at *8 per 4 ft x 4 ft board*	*CA SBS BUR Ply or HA SBS BUR Ply*	OPTIONAL *CA SBS BUR Ply, HA SBS BUR Ply, LG SBS BUR Ply* or *TA SBS Ply*	*LG SBS Cap, CA SBS Cap, HA SBS Cap*, or *TA SBS Cap*	**-30 (Lim. 7; Non-HVHZ)**
S-AM-2	*G33, L6, S24*	OPTIONAL *ISO* or *ISO CG*	Min. 1.5-inch *ISO HD-C*	*AP Fasteners & Plates* at *8 per 4 ft x 8 ft board*	*CA SBS BUR Ply* or *BASEGARD*	OPTIONAL *CA SBS BUR Ply, LG SBS BUR Ply, HA SBS BUR Ply,* or *TA SBS Ply*	*CA SBS Cap, LG SBS Cap, HA SBS Cap,* or *TA SBS Cap*	**-37.5 (Lim. 7; Non-HVHZ)**
S-AM-3	*G33*	*DensDeck Prime* secured with *AP Fasteners & Plates* or *HD Fasteners & Plates* at 8 *per 4 ft x 8 ft board* followed by *V-Force*	Min. 1.5-inch *ISO*	I.S.O. Stick or Twin Jet applied in ribbons spaced 12-inch o.c.	*BASEGARD, LG SBS BUR Ply or CA SBS BUR Ply*	OPTIONAL *LG SBS BUR Ply, CA SBS BUR Ply, HA SBS BUR Ply,* or *TA SBS Ply*	*LG SBS Cap, CA SBS Cap, HA SBS Cap*, or *TA SBS Cap*	**-45 (Lim. 7; Non-HVHZ)**
S-AM-4	*G33*	*DensDeck Prime* secured with *AP Fasteners & Plates* or *HD Fasteners & Plates* at 8 *per 4 ft x 8 ft board* followed by *V-Force*	Min. 1.5-inch *ISO*	I.S.O. Stick or Twin Jet applied in ribbons spaced 12-inch o.c.	*CA APP Ply* or *BASEGARD*	OPTIONAL *CA APP Ply* or *TA APP Cap*	*CA APP Cap* or *TA APP Cap*	**-45 (Lim. 7; Non-HVHZ)**
S-AM-5	*G33*	*DensDeck Prime* secured with *AP Fasteners & Plates* or *HD Fasteners & Plates* at 8 *per 4 ft x 8 ft board* followed by *V-Force*	Layer 1: Tapered *ISO* Layer 2: *ISO HD* or *DensDeck Prime*,	Layer 1 & Layer 2 adhered in I.S.O. Stick or Twin Jet applied in ribbons spaced 12-inch o.c.	*BASEGARD* or *CA SBS BUR Ply*, or *TA SBS Ply* with DensDeck Prime only	OPTIONAL *LG SBS BUR Ply, CA SBS BUR Ply, HA SBS BUR Ply,* or *TA SBS Ply*	*LG SBS Cap, CA SBS Cap, HA SBS Cap*, or *TA SBS Cap*	**-45 (Lim. 7; Non-HVHZ)**
S-AM-6	*G33*	*DensDeck Prime* secured with *AP Fasteners & Plates* or *HD Fasteners & Plates* at 8 *per 4 ft x 8 ft board* followed by *V-Force*	Layer 1: Tapered *ISO* Layer 2: *ISO HD* or *DensDeck Prime*,	Layer 1 & Layer 2 adhered in I.S.O. Stick or Twin Jet applied in ribbons spaced 12-inch o.c.	*CA APP Ply* or *TA APP Ply* with DensDeck Prime only	OPTIONAL *CA APP Ply* or *TA APP Ply*	*CA APP Cap* or *TA APP Cap*	**-45 (Lim. 7; Non-HVHZ)**
S-AM-7	*G33, P, L6, S24*	OPTIONAL *ISO* or *ISO CG*	Min. 2-inch *ISO*	*AP Fasteners & Plates* at *12 per 4 ft x 8 ft board*	*BASEGARD*	OPTIONAL *HA SBS BUR Ply* or *TA SBS Ply*	*HA SBS Cap* or *TA SBS Cap*	**-45 (Lim. 7; Non-HVHZ)**

This evaluation report is provided for State of Florida product approval under Rule 61G20-3. The manufacturer shall notify CREEK Technical Services, LLC of any product changes or quality assurance changes throughout the duration for which this report is valid. This evaluation report does not express nor imply warranty, installation, recommended use, or other product attributes that are not specifically addressed herein.

Assemblies with Adhered Membranes over Fastened Insulation over *Steel Deck* (New, Existing, or *Recover*)								
System No.	*Deck Detail*	Base Insulation	Top Insulation	Insulation Attachment	Base Ply	Ply Sheet	Cap Sheet	*MDP* (psf)
S-AM-8	*G33, P, L6, S24*	OPTIONAL *ISO* or *ISO CG*	Min. 2-inch *ISO*	*AP Fasteners & Plates* at *12 per 4 ft x 8 ft board*	*LG SBS BUR Ply or CA SBS BUR Ply*	OPTIONAL *LG SBS BUR Ply, CA SBS BUR Ply, BASEGARD, HA SBS BUR Ply, or TA SBS Ply*	*LG SBS Cap, CA SBS Cap, HA SBS Cap,* or *TA SBS Cap*	**-45 (Lim. 7; Non-HVHZ)**
S-AM-9	*G33*	OPTIONAL *ISO* or *ISO CG*	*SECUROCK*	*AP Fasteners & Plates* at *10 per 4 ft x 8 ft board*	*CA APP Ply* or *BASEGARD*	OPTIONAL *CA APP Ply* or *TA APP Ply*	*CA APP Cap* or *TA APP Cap*	**-45 (Lim. 7; Non-HVHZ)**
S-AM-10	*G33*	OPTIONAL *ISO* or *ISO CG*	*SECUROCK*	*AP Fasteners & Plates* at *10 per 4 ft x 8 ft board*	*CA SBS Ply* or *BASEGARD*	OPTIONAL *CA SBS Ply, LG SBS Ply, HA SBS BUR Ply,* or *TA SBS Ply*	*CA SBS Cap, LG SBS Cap, HA SBS Cap, or TA SBS Cap*	**-45 (Lim. 7; Non-HVHZ)**
S-AM-11	*G33*	OPTIONAL *ISO* or *ISO CG*	Min. 0.375-inch *SECUROCK*	*AP Fasteners & Plates* at *8 per 4 ft x 8 ft board*	*CA APP Ply* or *BASEGARD*	OPTIONAL *CA APP Ply* or *TA APP Ply*	*CA APP Cap* or *TA APP Cap*	**-45 (Lim. 7; Non-HVHZ)**
S-AM-12	*G33*	OPTIONAL *ISO* or *ISO CG*	Min. 0.375-inch *SECUROCK*	*AP Fasteners & Plates* at *8 per 4 ft x 8 ft board*	*CA SBS Ply* or *BASEGARD*	OPTIONAL *CA SBS Ply, LG SBS Ply, HA SBS BUR Ply,* or *TA SBS Ply*	*CA SBS Cap, LG SBS Cap, HA SBS Cap, or TA SBS Cap*	**-45 (Lim. 7; Non-HVHZ)**
S-AM-13	*G33, P, L6, S24*	Min. 1.5-inch *ISO* or *ISO CG* secured with *AP Fasteners & Plates* at *18 per 4 ft x 8 ft board*	*ISO HD*	*Insulation Adhesive II*; Ribbons spaced 12-inch o.c.	*CA APP Ply* or *BASEGARD*	OPTIONAL *CA APP Ply* or *TA APP Ply*	*CA APP Cap* or *TA APP Cap*	**-45 (Lim. 7)**
S-AM-14	*G33, P, L6, S24*	Min. 1.5-inch *ISO* or *ISO CG* secured with *AP Fasteners & Plates* at *18 per 4 ft x 8 ft board*	*ISO HD*	*Insulation Adhesive II*; Ribbons spaced 12-inch o.c.	*CA SBS Ply* or *BASEGARD*	OPTIONAL *CA SBS Ply, LG SBS Ply, HA SBS BUR Ply,* or *TA SBS Ply*	*CA SBS Cap, LG SBS Cap, HA SBS Cap, or TA SBS Cap*	**-45 (Lim. 7)**
S-AM-15	*G33, P, L6, S24*	OPTIONAL *ISO* or *ISO CG*	Min. 2-inch *ISO*	*AP Fasteners & Plates* at *12 per 4 ft x 8 ft board*	*CA APP Ply*	OPTIONAL *CA APP Ply* or *TA APP Cap*	*CA APP Cap* or *TA APP Cap*	**-45 (Lim. 7; Non-HVHZ)**
S-AM-16	*G33, P, L6, S24*	OPTIONAL *ISO* or *ISO CG*	Min. 2-inch *ISO HD-C*	*AP Fasteners & Plates* at *12 per 4 ft x 8 ft board*	*CA APP Ply*	OPTIONAL *CA APP Ply* or *TA APP Cap*	*CA APP Cap* or *TA APP Cap*	**-52.5 (Lim. 7)**

This evaluation report is provided for State of Florida product approval under Rule 61G20-3. The manufacturer shall notify CREEK Technical Services, LLC of any product changes or quality assurance changes throughout the duration for which this report is valid. This evaluation report does not express nor imply warranty, installation, recommended use, or other product attributes that are not specifically addressed herein.

Assemblies with Adhered Membranes over Fastened Insulation over *Steel Deck* (New, Existing, or *Recover*)								
System No.	*Deck Detail*	Base Insulation	Top Insulation	Insulation Attachment	Base Ply	Ply Sheet	Cap Sheet	*MDP* (psf)
S-AM-17	*G33, P, L6, S24*	OPTIONAL *ISO* or *ISO CG*	Min. 2-inch *ISO HD-C* laid perpendicular to flutes with staggered end joints	*AP Fasteners & Plates* at *8 per 4 ft x 8 ft board*	*CA APP Ply*	OPTIONAL *CA APP Ply* or *TA APP Cap*	*CA APP Cap* or *TA APP Cap*	**-52.5 (Lim. 7)**
S-AM-18	*G33, P, L6, S24*	OPTIONAL *ISO* or *ISO CG*	Min. 2-inch *ISO HD-C* laid perpendicular to flutes with staggered end joints	*AP Fasteners & Plates* at *8 per 4 ft x 8 ft board*	*CA SBS BUR Ply* or *BASEGARD*	OPTIONAL *CA SBS Ply, LG SBS Ply, HA SBS BUR Ply,* or *TA SBS Ply*	*LG SBS Cap, CA SBS Cap, HA SBS Cap,* or *TA SBS Cap*	**-52.5 (Lim. 7)**
S-AM-19	*G33, P, L6, S24*	OPTIONAL *ISO* or *ISO CG*	Min 2.5-inch *ISO*	*AP Fasteners & Plates* at *15 per 4 ft x 8 ft board*	*CA APP Ply* or *BASEGARD*	OPTIONAL *CA APP Ply* or *TA APP Cap*	*CA APP Cap* or *TA APP Cap*	**-52.5 (Lim 7)**
S-AM-20	*G33, P, L6, S24*	OPTIONAL *ISO* or *ISO CG*	Min 2.5-inch *ISO*	*AP Fasteners & Plates* at *15 per 4 ft x 8 ft board*	*CA SBS Ply* or *BASEGARD*	OPTIONAL *CA SBS Ply, LG SBS Ply, HA SBS BUR Ply,* or *TA SBS Ply*	*CA SBS Cap, LG SBS Cap, HA SBS Cap, or TA SBS Cap*	**-52.5 (Lim 7)**
S-AM-21	*G33, F1, L6, S24*	Min. 1-inch *ISO* or *ISO CG*	*ISO HD*	*AP Fasteners & Plates* at *24 per 4 ft x 8 ft board*	*CA SBS BUR Ply* or *BASEGARD*	OPTIONAL *CA SBS Ply, LG SBS Ply, HA SBS BUR Ply,* or *TA SBS Ply*	*LG SBS Cap, CA SBS Cap, HA SBS Cap,* or *TA SBS Cap*	**-52.5 (Lim. 7)**
S-AM-22	*G33, F1, L6, S24*	Min. 1-inch *ISO* or *ISO CG*	*ISO HD*	*AP Fasteners & Plates* at *24 per 4 ft x 8 ft board*	*CA APP Ply*	OPTIONAL *CA APP Ply* or *TA APP Cap*	*CA APP Cap* or *TA APP Cap*	**-52.5 (Lim. 7)**
S-AM-23	*G33, L6, F1, S12*	OPTIONAL Min. 2-inch *ISO*, Tapered *ISO* or *ISO CG*	*DensDeck Prime*	*AP Fasteners & Plates* at *18 per 4 ft x 8 ft board*	*TA SBS Ply* or *HA SBS BUR Ply II*	OPTIONAL *TA SBS Ply* or *HA SBS BUR Ply II*	*TA SBS Cap* or *HA SBS Cap*	**-52.5 (Lim. 7)**
S-AM-24	*G33, F1, L6, S24*	Min. 1.5-inch *ISO* or *ISO CG* attached with *AP Fasteners & Plates* at *20 per 4 ft x 8 ft board*	Min. 0.5-inch *DensDeck Prime* or *SECUROCK*	*Insulation Adhesive II*; Ribbons spaced 6-inch o.c.	*CA SBS BUR Ply* (min. 3.25-inch side laps) or *BASEGARD*	OPTIONAL *CA SBS Ply, BASEGARD, HA SBS BUR Ply,* or *TA SBS Ply* (min. 3.25-inch side laps)	*CA SBS Cap, HA SBS Cap, or TA SBS Cap* (min. 3.25-inch side laps)	**-52.5 (Lim. 7)**

This evaluation report is provided for State of Florida product approval under Rule 61G20-3. The manufacturer shall notify CREEK Technical Services, LLC of any product changes or quality assurance changes throughout the duration for which this report is valid. This evaluation report does not express nor imply warranty, installation, recommended use, or other product attributes that are not specifically addressed herein.

Assemblies with Adhered Membranes over Fastened Insulation over *Steel Deck* (New, Existing, or *Recover*)								
System No.	*Deck Detail*	Base Insulation	Top Insulation	Insulation Attachment	Base Ply	Ply Sheet	Cap Sheet	*MDP* (psf)
S-AM-25	*G33, F1, L6, S24*	Min. 1.5-inch *ISO* or *ISO CG* attached with *AP Fasteners & Plates* at *20 per 4 ft x 8 ft board*	Min. 0.5-inch *DensDeck Prime* or *SECUROCK*	*Insulation Adhesive II*; Ribbons spaced 6-inch o.c.	*CA APP Ply* or *BASEGARD*	OPTIONAL *CA APP Ply* or *TA APP Ply*	*CA APP Cap* or *TA APP Cap*	**-52.5 (Lim. 7)**
S-AM-26	*G33, F1, L6, S24*	OPTIONAL *ISO* or *ISO CG*	Min. 1.5-inch *ISO HD-C*	*AP Fasteners & Plates* at *12 per 4 ft x 8 ft board*	*CA SBS BUR Ply*	OPTIONAL *CA SBS Ply, LG SBS Ply, BASEGARD, HA SBS BUR Ply*, or *TA SBS Ply*	*LG SBS Cap, CA SBS Cap, HA SBS Cap*, or *TA SBS Cap*	**-60 (Lim. 7)**
S-AM-27	*G33, F1, L6, S24*	OPTIONAL *ISO* or *ISO CG*	Min. 1.5-inch *ISO HD-C*	*AP Fasteners & Plates* at *12 per 4 ft x 8 ft board*	*CA APP Ply*	OPTIONAL *CA APP Ply* or *TA APP Cap*	*CA APP Cap* or *TA APP Cap*	**-60 (Lim. 7)**
S-AM-28	*G33, F1, L6, S24*	OPTIONAL *ISO* or *ISO CG*	Min. 1.5-inch *ISO HD-C*	*AP Fasteners & Plates* at *12 per 4 ft x 8 ft board*	*BASEGARD*	OPTIONAL *HA SBS BUR Ply* or *TA SBS Ply*	*HA SBS Cap* or *TA SBS Cap*	**-60 (Lim. 7)**
S-AM-29	*G33, P, L6, S24*	OPTIONAL *ISO* or *ISO CG*	Min. 1.5-inch *ISO*	*AP Fasteners & Plates* at *18 per 4 ft x 8 ft board*	*BASEGARD*	OPTIONAL *HA SBS BUR Ply* or *TA SBS Ply*	*HA SBS Cap* or *TA SBS Cap*	**-60 (Lim. 7)**
S-AM-30	*G33, P, L6, S24*	OPTIONAL *ISO* or *ISO CG*	Min. 1.5-inch *ISO*	*AP Fasteners & Plates* at *18 per 4 ft x 8 ft board*	*CA APP Ply* or *BASEGARD*	OPTIONAL *CA APP Ply* or *TA APP Ply*	*CA APP Cap* or *TA APP Cap*	**-60 (Lim. 7)**
S-AM-31	*G33, P, L6, S24*	OPTIONAL *ISO* or *ISO CG*	Min. 1.5-inch *ISO*	*AP Fasteners & Plates* at *18 per 4 ft x 8 ft board*	*CA SBS BUR Ply*	OPTIONAL *CA SBS BUR Ply, BASEGARD, HA SBS BUR Ply*, or *TA SBS Ply*	*CA SBS Cap, HA SBS Cap*, or *TA SBS Cap*	**-60 (Lim. 7)**
S-AM-32	*G33, P, L6, S24*	OPTIONAL *ISO* or *ISO CG*	Min. 1.5-inch *ISO*	*AP Fasteners & Plates* at *18 per 4 ft x 8 ft board*	*CA APP Ply* or *BASEGARD*	OPTIONAL *CA APP Ply* or *TA APP Ply*	*CA APP Cap* or *TA APP Cap*	**-60 (Lim. 7)**
S-AM-33	*G33, P, L6, S24*	Min. 1-inch *ISO* or *ISO CG*	Min. 0.5-inch *SECUROCK*	*AP Fasteners & Plates* at *15 per 4 ft x 8 ft board*	*CA APP Ply* or *BASEGARD*	OPTIONAL *CA APP Ply* or *TA APP Ply*	*CA APP Cap* or *TA APP Cap*	**-60 (Lim. 7)**
S-AM-34	*G33, P, L6, S24*	Min. 1-inch *ISO* or *ISO CG*	Min. 0.5-inch *SECUROCK*	*AP Fasteners & Plates* at *15 per 4 ft x 8 ft board*	*CA SBS Ply* or *BASEGARD*	OPTIONAL *CA SBS Ply, LG SBS Ply, HA SBS BUR Ply*, or *TA SBS Ply*	*CA SBS Cap, LG SBS Cap, HA SBS Cap*, or *TA SBS Cap*	**-60 (Lim. 7)**

This evaluation report is provided for State of Florida product approval under Rule 61G20-3. The manufacturer shall notify CREEK Technical Services, LLC of any product changes or quality assurance changes throughout the duration for which this report is valid. This evaluation report does not express nor imply warranty, installation, recommended use, or other product attributes that are not specifically addressed herein.

Assemblies with Adhered Membranes over Fastened Insulation over *Steel Deck* (New, Existing, or *Recover*)								
System No.	*Deck Detail*	Base Insulation	Top Insulation	Insulation Attachment	Base Ply	Ply Sheet	Cap Sheet	*MDP* (psf)
S-AM-35	*G33, P, L6, S24*	Min 0.5-inch *ISO* or *ISO CG*	Min. 0.5-inch *SECUROCK*	*AP Fasteners & Plates* at *18 per 4 ft x 8 ft board*	*CA SBS Ply* or *BASEGARD*	OPTIONAL *CA SBS Ply, LG SBS Ply, HA SBS BUR Ply*, or *TA SBS Ply*	*CA SBS Cap, LG SBS Cap, HA SBS Cap*, or *TA SBS Cap*	**-60 (Lim. 7)**
S-AM-36	*G33, F1, L6, S24*	OPTIONAL *ISO* or *ISO CG*	Min. 1-inch *ISO CG* or Min. 0.5-inch *DensDeck Prime*	*AP Fasteners & Plates* at *20 per 4 ft x 8 ft board*	*CA SBS Ply* (min. 3.75-inch side laps)	OPTIONAL *CA SBS Ply, BASEGARD, HA SBS BUR Ply*, or *TA* SBS *Ply* (min. 3.75-inch side laps)	*CA SBS Cap, HA SBS Cap*, or *TA SBS Cap* (min. 3.75-inch side laps)	**-67.5 (Lim. 7)**
S-AM-37	*G33, F1, L6, S24*	One or more layers of *ISO* or *ISO CG*	*SECUROCK*	*AP Fasteners & Plates* at *18 per 4 ft x 8 ft board*	*CA SBS Ply, HA SBS Ply, or TA SBS Ply* (min. 3.75-inch side laps)	OPTIONAL *CA SBS Ply, HA SBS Ply*, or *TA SBS Ply* (min. 3.75-inch side laps)	*CA SBS Cap, HA SBS Cap*, or *TA SBS Cap* (min. 3.75-inch side laps)	**-67.5 (Lim. 7)**
S-AM-38	*G33, F1, L6, S24*	One or more layers of *ISO* or *ISO CG*	*SECUROCK*	*AP Fasteners & Plates* at *18 per 4 ft x 8 ft board*	*CA APP Ply* or *BASEGARD*	OPTIONAL *CA APP Ply* or *TA APP Ply*	*CA APP Cap* or *TA APP Cap*	**-67.5 (Lim. 7)**
S-AM-39	*G33, F1, L6, S24*	One or more layers of *ISO* or *ISO CG*	*SECUROCK*	*AP Fasteners & Plates* at *18 per 4 ft x 8 ft board*	*BASEGARD*	OPTIONAL HA SBS BUR Ply or TA SBS Ply	*HA SBS Cap* or *TA SBS Cap*	**-67.5 (Lim. 7)**
S-AM-40	*G33, F1, L6, S24*	OPTIONAL *ISO* or *ISO CG*	Min. 1-inch *ISO CG* or Min. 0.5-inch *DensDeck Prime*	*AP Fasteners & Plates* at *20 per 4 ft x 8 ft board*	*BASEGARD*	OPTIONAL HA SBS BUR Ply or TA SBS Ply	*HA SBS Cap* or *TA SBS Cap*	**-67.5 (Lim. 7)**
S-AM-41	*G33, L6, F1, S12*	OPTIONAL Min. 2-inch *ISO*, Tapered *ISO* or *ISO CG*	Min. 0.5-inch *DensDeck Prime*	*AP Fasteners & Plates* at *18 per 4 ft x 8 ft board*	*TA SBS Ply* or *HA SBS BUR Ply II*	OPTIONAL *TA SBS Ply* or *HA SBS BUR Ply II*	*TA SBS Cap* or *HA SBS Cap*	**-67.5 (Lim. 7)**
S-AM-42	*G33, P, L6, S24*	Min. 2-inch ISO 95 + GL secured with *AP Fasteners & Plates* at *20 per 4 ft x 8 ft board* followed by min. 0.5-inch *ISO* adhered in I.S.O. Stick with ribbons at 6-inch o.c.	0.5-inch *SECUROCK*	I.S.O. Stick or Twin Jet; Ribbons spaced 6-inch o.c.	*CA SBS BUR Ply, BASEGARD, HA SBS BUR Ply*, or *TA SBS Ply*	OPTIONAL *CA SBS BUR Ply, LG SBS BUR Ply, HA SBS BUR Ply*, or *TA SBS Ply*	*CA SBS Cap, LG SBS Cap, HA SBS Cap*, or *TA SBS Cap*	**-67.5 (Lim. 7)**

This evaluation report is provided for State of Florida product approval under Rule 61G20-3. The manufacturer shall notify CREEK Technical Services, LLC of any product changes or quality assurance changes throughout the duration for which this report is valid. This evaluation report does not express nor imply warranty, installation, recommended use, or other product attributes that are not specifically addressed herein.

Assemblies with Adhered Membranes over Fastened Insulation over *Steel Deck* (New, Existing, or *Recover*)								
System No.	*Deck Detail*	Base Insulation	Top Insulation	Insulation Attachment	Base Ply	Ply Sheet	Cap Sheet	*MDP* (psf)
S-AM-43	*G33, P, L6, S24*	Min. 2-inch ISO 95 + GL secured with *AP Fasteners & Plates* at *20 per 4 ft x 8 ft board* followed by min. 0.5-inch *ISO* adhered in I.S.O. Stick with ribbons at 6-inch o.c.	0.5-inch *SECUROCK*	I.S.O. Stick or Twin Jet; Ribbons spaced 6-inch o.c.	*CA APP Ply* or *BASEGARD*	OPTIONAL *CA APP Ply* or *TA APP Ply*	*CA APP Cap* or *TA APP Cap*	**-67.5 (Lim. 7)**
S-AM-44	*G33, P, L6, S24*	One or more layers of *ISO* or *ISO CG*	Min. 0.5-inch *DensDeck Prime*	*AP Fasteners & Plates* at *24 per 4 ft x 8 ft board*	*BASEGARD*	OPTIONAL HA SBS BUR Ply or TA SBS Ply	*HA SBS Cap* or *TA SBS Cap*	**-75 (Lim. 7)**
S-AM-45	*G33, P, L6, S24*	One or more layers of *ISO* or *ISO CG*	Min. 0.5-inch *DensDeck Prime*	*AP Fasteners & Plates* at *24 per 4 ft x 8 ft board*	*CA SBS Ply, HA SBS BUR Ply*, or *TA SBS Ply*	OPTIONAL *CA SBS Ply, BASEGARD, HA SBS BUR Ply*, or *TA SBS Ply*	*CA SBS Cap, HA SBS Cap*, or *TA SBS Cap*	**-75 (Lim. 7)**
S-AM-46	*G33, F1, L6, S24*	One or more layers of *ISO* or *ISO CG*	Min. 0.5-inch *SECUROCK*	*AP Fasteners & Plates* at *18 per 4 ft x 8 ft board*	*CA SBS Ply, HA SBS Ply*, or *TA SBS Ply* (min. 3.75-inch side laps)	OPTIONAL *CA SBS Ply, HA SBS Ply*, or *TA SBS Ply* (min. 3.75-inch side laps)	*CA SBS Cap, HA SBS Cap*, or *TA SBS Cap* (min. 3.75-inch side laps)	**-75 (Lim. 7)**
S-AM-47	*G33, F1, L6, S24*	One or more layers of *ISO* or *ISO CG*	Min. 0.5-inch *SECUROCK*	*AP Fasteners & Plates* at *18 per 4 ft x 8 ft board*	*CA APP Ply* or *TA APP Ply*	OPTIONAL *CA APP Ply* or *TA APP Ply*	*CA APP Cap* or *TA APP Cap*	**-75 (Lim. 7)**
S-AM-48	*G33, F1, L6, S24*	One or more layers of *ISO* or *ISO CG*	Min. 0.5-inch *SECUROCK*	*AP Fasteners & Plates* at *18 per 4 ft x 8 ft board*	*BASEGARD*	OPTIONAL HA SBS BUR Ply or TA SBS Ply	*HA SBS Cap* or *TA SBS Cap*	**-75 (Lim. 7)**
S-AM-49	*G33, F1, L6, S24*	OPTIONAL *ISO* or *ISO CG*	Min. 1.5-inch *ISO HD-C*	*AP Fasteners & Plates* at *18 per 4 ft x 8 ft board*	*CA SBS BUR Ply*	OPTIONAL *CA SBS Ply, LG SBS Ply, BASEGARD, HA SBS BUR Ply*, or *TA SBS Ply*	*LG SBS Cap, CA SBS Cap, HA SBS Cap*, or *TA SBS Cap*	**-75 (Lim. 7)**
S-AM-50	*G33, F1, L6, S24*	OPTIONAL *ISO* or *ISO CG*	Min. 1.5-inch *ISO HD-C*	*AP Fasteners & Plates* at *18 per 4 ft x 8 ft board*	*BASEGARD*	OPTIONAL *HA SBS BUR Ply* or *TA SBS Ply*	*HA SBS Cap* or *TA SBS Cap*	**-75 (Lim. 7)**

This evaluation report is provided for State of Florida product approval under Rule 61G20-3. The manufacturer shall notify CREEK Technical Services, LLC of any product changes or quality assurance changes throughout the duration for which this report is valid. This evaluation report does not express nor imply warranty, installation, recommended use, or other product attributes that are not specifically addressed herein.

Assemblies with Adhered Membranes over Fastened Insulation over *Steel Deck* (New, Existing, or *Recover*)								
System No.	*Deck Detail*	Base Insulation	Top Insulation	Insulation Attachment	Base Ply	Ply Sheet	Cap Sheet	*MDP* (psf)
S-AM-51	*G33, L6, F1, S12*	OPTIONAL Min. 2-inch *ISO*, Tapered *ISO* or *ISO CG*	Min. 0.5-inch *DensDeck Prime*	*AP Fasteners & Plates* at *20 per 4 ft x 8 ft board*	*TA SBS Ply* or *HA SBS BUR Ply II*	OPTIONAL *TA SBS Ply* or *HA SBS BUR Ply II*	*TA SBS Cap* or *HA SBS Cap*	**-75 (Lim. 7)**
S-AM-52	*G33, P, L6, S24*	One or more layers of *ISO* or *ISO CG*	Min. 0.5-inch *DensDeck Prime*	*AP Fasteners & Plates at 20 per 4 ft x 8 ft board*	*CA APP Ply* or *TA APP Ply*	OPTIONAL *CA APP Ply* or *TA APP Ply*	*CA APP Cap* or *TA APP Cap*	**-82.5 (Lim. 7)**
S-AM-53	*G33, P, L6, S24*	One or more layers of *ISO* or *ISO CG*	Min. 0.5-inch *SECUROCK*	*AP Fasteners & Plates* at *18 per 4 ft x 8 ft board*	*CA APP Ply* or *TA APP Ply*	OPTIONAL *CA APP Ply* or *TA APP Ply*	*CA APP Cap* or *TA APP Cap*	**-90 (Lim. 7)**
S-AM-54	*G33, P, L6, S24*	OPTIONAL *ISO* or *ISO CG*	Min. 2-inch *ISO* or *ISO HD-C*	*AP Fasteners & Plates* at *18 per 4 ft x 8 ft board*	*CA APP Ply*	OPTIONAL *CA APP Ply*	*CA APP Cap* or *TA APP Cap*	**-90 (Lim. 7)**
S-AM-55	*G80, F1, L6, S30*	Min. 1.5-inch *ISO*	Min. 0.5-inch *SECUROCK*	*AP Fasteners & Plates* at *22 per 4 ft x 8 ft board*	*CA SBS Ply* or *TA SBS Ply* (min. 3.75-inch side laps)	OPTIONAL *CA SBS Ply, HA SBS BUR Ply,* or *TA SBS Ply* (min. 3.75-inch side laps)	*CA SBS Cap, HA SBS Cap,* or *TA SBS Cap* (min. 3.75-inch side laps)	**-90 (Lim. 7)**
S-AM-56	*G33, P, L6, S24*	OPTIONAL *ISO* or *ISO CG*	Min 2.5-inch *ISO*	*AP Fasteners & Plates* at *32 per 4 ft x 8 ft board*	*CA APP Ply* or *BASEGARD*	OPTIONAL *CA APP Ply* or *TA APP Ply*	*CA APP Cap* or *TA APP Cap*	**-97.5 (Lim 7)**
S-AM-57	*G33, P, L6, S24*	OPTIONAL *ISO* or *ISO CG*	Min 2.5-inch *ISO*	*AP Fasteners & Plates* at *32 per 4 ft x 8 ft board*	*CA SBS Ply* or *BASEGARD*	OPTIONAL *CA SBS Ply, LG SBS Ply, HA SBS BUR Ply,* or *TA SBS Ply*	*CA SBS Cap, LG SBS Cap, HA SBS Cap,* or *TA SBS Cap*	**-97.5 (Lim 7)**
S-AM-58	*G80, L6, F1W, S12*	OPTIONAL Min. 2-inch *ISO*, Tapered *ISO* or *ISO CG*	Min. 0.5-inch *DensDeck Prime*	*AP Fasteners & Plates* at *24 per 4 ft x 8 ft board*	*TA SBS Ply* or *HA SBS BUR Ply II*	OPTIONAL *TA SBS Ply* or *HA SBS BUR Ply II*	*TA SBS Cap* or *HA SBS Cap*	**-97.5 (Lim. 7)**
S-AM-59	*G80, F2, L6, S12*	Min. 1.5-inch *ISO*	Min. 0.5-inch *SECUROCK*	*AP Fasteners & Plates* at *32 per 4 ft x 8 ft board*	*TA SBS Ply*	OPTIONAL *TA SBS Ply*	*TA SBS Cap*	**-150 (Lim. 7)**
S-AM-60	*G80, L5.9, F2W, S12* or 20GA, *G80, L6, F2W, S12*	OPTIONAL Min. 2-inch *ISO*, Tapered *ISO* or *ISO CG*	Min. 0.5-inch *DensDeck Prime*	*AP Fasteners & Plates* at *32 per 4 ft x 8 ft board*	*TA SBS Ply* or *HA SBS BUR Ply II*	OPTIONAL *TA SBS Ply* or *HA SBS BUR Ply II*	*TA SBS Cap* or *HA SBS Cap*	**-157.5 (Lim. 7)**

This evaluation report is provided for State of Florida product approval under Rule 61G20-3. The manufacturer shall notify CREEK Technical Services, LLC of any product changes or quality assurance changes throughout the duration for which this report is valid. This evaluation report does not express nor imply warranty, installation, recommended use, or other product attributes that are not specifically addressed herein.

Mechanically Fastened Assemblies over *Steel Deck* (New, Existing, or *Recover*)								
System No.	*Deck Detail*	Base Insulation	Top Insulation	Base Sheet	Base Sheet Attachment	Ply Sheet	Cap Sheet	*MDP* (psf)
S-M-1	N/A	Min. 1.5-inch *Insulation*	OPTIONAL *Cover Board*	SBS Poly Base (Min. 3-inch side laps)	Heavy Duty Fasteners and 1-inch Coiled Metal Batten strip fastened 24-inch o.c. at the laps	*BASEGARD or TA SBS Ply*	*HA SBS Cap or TA SBS Cap*	**-45 (Lim. 7; Non-HVHZ)**
S-M-2	*G33, F1, L6, S12*	Min. 1.5-inch *Insulation*	OPTIONAL *Cover Board*	SBS Poly Base (Min. 3-inch side laps)	Heavy Duty Fasteners and 1-inch Coiled Metal Batten strip fastened 18-inch o.c. at the laps	*BASEGARD or TA SBS Ply*	*HA SBS Cap or TA SBS Cap*	**-52.5 (Lim. 7)**
S-M-3	*G33, F1, L6, S24*	Min. 1-inch *Insulation*	OPTIONAL *Cover Board*	*SBS Base Sheet*	*AP Fasteners and Plates* at 12-inch o.c. in the lap and two (2) equally spaced, staggered rows 12-inch o.c. in the field of the roll	*BASEGARD* or *TA SBS Ply*	*HA SBS Cap* or *TA SBS Cap*	**-60 (Lim. 7)**
S-M-4	*G33, F1, L6, S24*	Min. 1-inch *Insulation*	OPTIONAL *Cover Board*	*SBS Base Sheet*	*AP Fasteners and Plates* at 12-inch o.c. in the lap and two (2) equally spaced, staggered rows 12-inch o.c. in the field of the roll	*BASEGARD* or *TA SBS Ply*	*HA SBS Cap* or *TA SBS Cap*	**-60 (Lim. 7)**
S-M-5	*G33, F1, L6, S24*	Min. 1.5-inch *ISO*	OPTIONAL *Cover Board*	SBS Poly Torch Base (Min. 4-inch side laps)	*MB-2 Plates and Fasteners* at 12-inch o.c. within the torch adhered side laps	OPTIONAL SBS Poly Torch Base torch adhered	*TA SBS Cap II*	**-60 (Lim. 7)**
S-M-6	*G33, F1, L6, S24*	Min. 1.5-inch *Insulation*	OPTIONAL *Cover Board*	SBS Base-P, SBS Premium Base, SBS Poly Base, SBS Smooth	*AP Fasteners and Plates* at 12-inch o.c. in the lap and two (2) equally spaced, staggered rows 12-inch o.c. in the field of the roll	*BASEGARD* or *TA SBS Ply*	*HA SBS Cap* or *TA SBS Cap*	**-75 (Lim. 7)**
S-M-7	*G33, F1, L6, S24*	Min. 1.5-inch *ISO*	OPTIONAL *Cover Board*	SBS Poly Torch Base (Min. 4-inch side laps)	*MB-2 Plates and Fasteners* at 6-inch o.c. within the torch adhered side laps	OPTIONAL SBS Poly Torch Base torch adhered	*TA SBS Cap II*	**-90 (Lim. 7)**

Assemblies with Adhered Membranes over Fastened Insulation over *Wood Deck* (New, Existing, or *Recover*)								
System No.	*Deck Detail*	Base Insulation	Top Insulation	Insulation Attachment	Base Ply	Ply Sheet	Cap Sheet	*MDP* (psf)
W-AM-1	*T19/32, L24*	OPTIONAL *INSULATION*	Min. 1.5-inch *ISO* or *ISO CG*	*AP Fasteners & Plates* at *12 per 4 ft x 8 ft board*	*CA APP Ply* or *BASEGARD*	OPTIONAL *CA APP Ply* or *TA APP Ply*	*CA APP Cap* or *TA APP Cap*	**-45 (Lim. 7; Non-HVHZ)**

This evaluation report is provided for State of Florida product approval under Rule 61G20-3. The manufacturer shall notify CREEK Technical Services, LLC of any product changes or quality assurance changes throughout the duration for which this report is valid. This evaluation report does not express nor imply warranty, installation, recommended use, or other product attributes that are not specifically addressed herein.

Assemblies with Adhered Membranes over Fastened Insulation over *Wood Deck* (New, Existing, or *Recover*)								
System No.	*Deck Detail*	Base Insulation	Top Insulation	Insulation Attachment	Base Ply	Ply Sheet	Cap Sheet	*MDP* (psf)
W-AM-2	*T19/32, L24*	OPTIONAL *INSULATION*	Min. 1.5-inch *ISO CG*	*AP Fasteners & Plates* at *12 per 4 ft x 8 ft board*	*BASEGARD* or *CA SBS BUR Ply*	OPTIONAL *LG SBS BUR Ply, CA SBS BUR Ply, BASEGARD, HA SBS BUR Ply, or TA SBS Ply*	*LG SBS Cap, CA SBS Cap, HA SBS Cap,* or *TA SBS Cap*	**-45 (Lim. 7; Non HVHZ)**
W-AM-3	*T19/32, L24, N6*	OPTIONAL *INSULATION*	Min. 1.5-inch *ISO*	*AP Fasteners & Plates* at *18 per 4 ft x 8 ft board*	*BASEGARD*	OPTIONAL *TA APP Ply*	*TA APP Cap*	**-45 (Lim. 7)**
W-AM-4	*T19/32, L24, N6*	OPTIONAL *INSULATION*	Min. 1.5-inch *ISO*	*AP Fasteners & Plates* at *18 per 4 ft x 8 ft board*	*BASEGARD*	OPTIONAL *HA SBS BUR Ply or TA SBS Ply*	*HA SBS Cap* or *TA SBS Cap*	**-45 (Lim. 7)**
W-AM-5	*T19/32, L24, N6*	OPTIONAL *INSULATION*	Min. 1.5-inch *ISO CG*	*AP Fasteners & Plates* at *18 per 4 ft x 8 ft board*	*BASEGARD*	OPTIONAL *HA SBS BUR Ply or TA SBS Ply*	*HA SBS Cap* or *TA SBS Cap*	**-75 (Lim. 7)**
W-AM-6	*T19/32, L24, N6*	OPTIONAL *INSULATION*	Min. 1.5-inch *ISO CG*	*AP Fasteners & Plates* at *18 per 4 ft x 8 ft board*	*BASEGARD*	OPTIONAL *TA APP Ply*	*TA APP Cap*	**-75 (Lim. 7)**
W-AM-7	*T19/32, L24, N6*	OPTIONAL *INSULATION*	Min. 1/2-inch DensDeck Prime or *SECUROCK*	*HD Fasteners & Plates* at *18 per 4 ft x 8 ft board Alternate*	*TA SBS Ply*	OPTIONAL *TA SBS Ply*	*TA SBS Cap*	**-82.5 (Lim. 7)**
W-AM-8	*T19/32, L24, N6*	OPTIONAL *INSULATION*	Min. 1/2-inch DensDeck Prime or *SECUROCK*	*HD Fasteners & Plates* at *18 per 4 ft x 8 ft board Alternate*	APP 80 Glass Base	OPTIONAL *TA APP Ply*	*TA APP Cap*	**-82.5 (Lim. 7)**

Mechanically Fastened Assemblies over *Wood Deck* (New, Existing, or *Recover*)								
System No.	*Deck Detail*	Base Insulation	Top Insulation	Base Sheet	Base Sheet Attachment	Ply Sheet	Cap Sheet	*MDP* (psf)
W-M-1	*T19/32, L24*	OPTIONAL *Insulation*	OPTIONAL *Cover Board*	*MA Base*	*AP Fasteners & Plates* at 18-inch o.c. in the lap and two (2) equally spaced, staggered rows 18-inch o.c. in the field of the roll	*BASEGARD* or *TA SBS Ply*	*HA SBS Cap* or *TA SBS Cap*	**-37.5 (Lim. 7; Non-HVHZ)**
W-M-2	*T19/32, L24, N6*	-	-	*MA Base*	12 ga. x 1.25-inch ring shank nails and 32 ga. x 1-5/8-inch tin tabs at 9-inch o.c. in the lap and three (3) equally spaced, staggered rows 9-inch o.c. in the field of the roll	*TA SBS Ply*	*HA SBS Cap* or *TA SBS Cap*	**-52.5 (Lim. 7)**

This evaluation report is provided for State of Florida product approval under Rule 61G20-3. The manufacturer shall notify CREEK Technical Services, LLC of any product changes or quality assurance changes throughout the duration for which this report is valid. This evaluation report does not express nor imply warranty, installation, recommended use, or other product attributes that are not specifically addressed herein.

Mechanically Fastened Assemblies over *Wood Deck* (New, Existing, or *Recover*)								
System No.	*Deck Detail*	Base Insulation	Top Insulation	Base Sheet	Base Sheet Attachment	Ply Sheet	Cap Sheet	*MDP* (psf)
W-M-3	*T19/32, L24, N6*	OPTIONAL *Insulation*	OPTIONAL *Cover Board*	*MA Base II* Min. 3.5-inch side lap	*AP Fasteners & Plates* at 12-inch o.c. in the lap and two (2) equally spaced, staggered rows 12-inch o.c. in the field of the roll	OPTIONAL *LG SBS BUR Ply, CA SBS BUR Ply, BASEGARD, HA SBS BUR Ply*, or *TA SBS Ply*	*LG SBS Cap, CA SBS Cap, HA SBS Cap,* or *TA SBS Cap*	**-60 (Lim. 7)**
W-M-4	*T19/32, L24, N6*	OPTIONAL *Insulation*	OPTIONAL *Cover Board*	*MA Base II*	*AP Fasteners & Plates* at 12-inch o.c. in the lap and two (2) equally spaced, staggered rows 12-inch o.c. in the field of the roll	*BASEGARD,* HA SBS BUR *Ply*, or *TA SBS Ply*	*HA SBS Cap* or *TA SBS Cap*	**-75 (Lim. 7)**
W-M-5	*T19/32, L24, N6*	-	-	SBS Base, SBS Premium Base, or SBS Poly Base	12 ga. x 1.25-inch ring shank nails and 32 ga. x 1-5/8-inch tin tabs at 6-inch o.c. in the lap and three (3) staggered rows 6-inch o.c. in the field of the roll	OPTIONAL *LG SBS BUR Ply,* HA SBS BUR *Ply*, or *TA SBS Ply*	*LG SBS Cap, HA SBS Cap,* or *TA SBS Cap*	**-97.5 (Lim. 7)**

END OF REPORT

This evaluation report is provided for State of Florida product approval under Rule 61G20-3. The manufacturer shall notify CREEK Technical Services, LLC of any product changes or quality assurance changes throughout the duration for which this report is valid. This evaluation report does not express nor imply warranty, installation, recommended use, or other product attributes that are not specifically addressed herein.